

**ROMÂNIA**  
**JUDEȚUL SUCEAVA**  
**COMUNA FUNDU MOLDOVEI**  
**CONSILIUL LOCAL**

**HOTĂRÂRE**

**privind rectificarea bugetului de venituri și cheltuieli al comunei Fundu  
Moldovei, județul Suceava, pe anul 2012**

Consiliul local al comunei Fundu Moldovei, județul Suceava ;

Având în vedere raportul primarului comunei la proiectul de hotărâre privind rectificarea bugetului de venituri și cheltuieli pe anul 2012, raportul compartimentului financiar – contabil și raportul de avizare al comisiei de specialitate;

În conformitate cu prevederile art. 1 alin. (2) lit. a) și ale art. 19 alin. (2) din Legea nr. 273/2006 privind finanțele publice locale, cu modificările și completările ulterioare și ale Legii 293/2011 “Legea bugetului de stat pe anul 2012”;

În temeiul dispozițiilor art. 36 alin. (2) lit. “b”, ale alin. (4) lit.”a” și ale art. 45 alin. (2), lit. „a” din Legea nr. 215 / 2001 privind administrația publică locală, republicată , cu modificările și completările ulterioare,

**HOTĂRĂȘTE:**

**Art. 1.** Se aprobă bugetul de venituri și cheltuieli al comunei Fundu Moldovei, județul Suceava, rectificat pe anul 2012 , conform anexei nr. 1 care face parte integrantă din prezenta hotărâre.

**Art. 2.** Primarul comunei și compartimentul financiar – contabil vor aduce la îndeplinire prevederile prezentei hotărâri.

Președinte de ședință,

Prof. Valentin Stats

Contrasemnează,

Secretarul comunei,  
Felicia Birgovan

Fundu Moldovei – 23 aprilie 2012


Nr. 22



INFLUENȚE +/- ÎN BUGETUL DE VENITURI ȘI CHELTUIELI PENTRU ANUL 2012 LA DATA DE 23.04.2012

| DENUMIRE INDICATOR                                | COD INDICATOR      | INFLUENȚE +/- | TRIM I   | TRIM II      | TRIM III | TRIM IV  |
|---|--------------------|---------------|----------|--------------|----------|----------|
| <b>VENITURI</b>                                   |                    |               |          |              |          |          |
| <b>VENITURI TOTAL, DIN CARE:</b>                  | <b>01</b>          | <b>50800</b>  | <b>0</b> | <b>50800</b> | <b>0</b> | <b>0</b> |
| <b>IMPOZITE ȘI TAXE PE PROPRIETATE</b>            |                    |               |          |              |          |          |
| <b>Impozite și taxe pe clădiri</b>                | <b>0702</b>        | <b>42800</b>  | <b>0</b> | <b>42800</b> | <b>0</b> | <b>0</b> |
| Impozit pe clădiri pers. juridice                 | 070201             | 8000          | 0        | 8000         | 0        | 0        |
| Impozit pe clădiri pers. fizice                   | 07020102           | 8000          |          | 8000         |          |          |
| <b>Impozit și taxa pe teren</b>                   | <b>070202</b>      | <b>34800</b>  | <b>0</b> | <b>34800</b> | <b>0</b> | <b>0</b> |
| Impozit teren persoane fizice                     | 07020201           | 5000          |          | 5000         |          |          |
| Impozit teren persoane juridice                   | 07020202           | 1800          |          | 1800         |          |          |
| Impozit teren extravilan                          | 07020203           | 28000         |          | 28000        |          |          |
| <b>TAXE PE UTILIZAREA BUNURILOR</b>               |                    |               |          |              |          |          |
| <b>Impozit pe mijloace de transport</b>           | <b>1602</b>        | <b>8000</b>   | <b>0</b> | <b>8000</b>  | <b>0</b> | <b>0</b> |
| Impozit mijloace de transport pers. Fizice        | 160202             | 8000          | 0        | 8000         | 0        | 0        |
| Impozit mijloace de transport pers. juridice      | 16020201           | 4000          |          | 4000         |          |          |
|   | 16020202           | 4000          |          | 4000         |          |          |
| <b>CHELTUIELI</b>                                 |                    |               |          |              |          |          |
| <b>TOTAL CHELTUIELI, DIN CARE:</b>                | <b>49.02</b>       | <b>50800</b>  | <b>0</b> | <b>50800</b> | <b>0</b> | <b>0</b> |
| <b>Autorități publice și acțiuni externe</b>      |                    |               |          |              |          |          |
| <b>TOTAL 10</b>                                   | <b>CAP 51.02</b>   | <b>30000</b>  | <b>0</b> | <b>30000</b> | <b>0</b> | <b>0</b> |
| Salarii de baza                                   | 100101             | 1000          |          | 1000         |          |          |
| Indemnizații platite unor persoane din afara unit | 100112             | 2500          |          | 2500         |          |          |
| CAS unitate                                       | 100301             | 1000          |          | 1000         |          |          |
| <b>TOTAL 20</b>                                   |                    | <b>25500</b>  | <b>0</b> | <b>25500</b> | <b>0</b> | <b>0</b> |
| Furnituri de birou                                | 200101             | 1000          |          | 1000         |          |          |
| Energie electrică                                 | 200103             | 2000          |          | 2000         |          |          |
| Apă   | 200104             | 500           |          | 500          |          |          |
| Combustibili                                      | 200105             | 1000          |          | 1000         |          |          |
| Posta, telecomunicații, internet                  | 200108             | 1500          |          | 1500         |          |          |
| Materiale și servicii cu caracter funcțional      | 200109             | 2000          |          | 2000         |          |          |
| Reparații   | 2002               | 15000         |          | 15000        |          |          |
| Reclamă și publicitate                            | 203001             | 2500          |          | 2500         |          |          |
| Din care:   |                    |               |          |              |          |          |
| Autorități executive                              | 51020103           | 30000         | 0        | 30000        | 0        | 0        |
| <b>Apărare și siguranță națională</b>             |                    |               |          |              |          |          |
| <b>TOTAL 20</b>                                   | <b>CAP 6102.02</b> | <b>2500</b>   | <b>0</b> | <b>2500</b>  | <b>0</b> | <b>0</b> |
| Combustibili                                      | 200105             | 2500          |          | 2500         |          |          |
| Din care:   |                    |               |          |              |          |          |
| Poliție comunitară                                | 61020304           | 1500          |          | 1500         |          |          |
| Protecție civilă                                  | 610205             | 1000          |          | 1000         |          |          |
| <b>Cultură, recreere și religie</b>               |                    |               |          |              |          |          |
| <b>TOTAL 20</b>                                   | <b>CAP 67.02</b>   | <b>11000</b>  | <b>0</b> | <b>11000</b> | <b>0</b> | <b>0</b> |
| Energie electrica                                 | 200103             | 3000          |          | 3000         |          |          |
| Apă   | 200104             | 1000          |          | 1000         |          |          |
| Reparații curente                                 | 2002               | 2000          |          | 2000         |          |          |
| <b>TOTAL 59</b>                                   |                    | <b>5000</b>   | <b>0</b> | <b>5000</b>  | <b>0</b> | <b>0</b> |
| Asociații și fundații                             | 5911               | 5000          |          | 5000         |          |          |
| Din care:   |                    |               |          |              |          |          |
| Cămine culturale                                  | 67020307           | 6000          |          | 6000         |          |          |
| Alte servicii culturale                           | 67020330           | 5000          |          | 5000         |          |          |


|   |                  |             |          |             |          |          |
|---|------------------|-------------|----------|-------------|----------|----------|
| <b>Asigurari si asistenta sociala</b>           | <b>CAP 68.02</b> | <b>2300</b> | <b>0</b> | <b>2300</b> | <b>0</b> | <b>0</b> |
| <b>ASISTENTA SOCIALA</b>                        |                  | <b>2300</b> | <b>0</b> | <b>2300</b> | <b>0</b> | <b>0</b> |
| Ajutoare sociale                                | 570201           | 2300        |          | 2300        |          |          |
| Din care:                                       |                  |             |          |             |          |          |
| Ajutor social                                   | 68021501         | 1300        |          | 1300        |          |          |
| Alte chelt. în dom. Asig. sociale               | 680250           | 1000        |          | 1000        |          |          |
| <b>Locuințe, servicii și dezvoltare publică</b> |                  |             |          |             |          |          |
| <b>Locuințe, servicii și dezvoltare publică</b> | <b>CAP 70.02</b> | <b>5000</b> | <b>0</b> | <b>5000</b> | <b>0</b> | <b>0</b> |
| <b>TOTAL 20</b>                                 |                  | <b>5000</b> | <b>0</b> | <b>5000</b> | <b>0</b> | <b>0</b> |
| Energie electrica                               | 200103           | 5000        |          | 5000        |          |          |
| Din care:                                       |                  |             |          |             |          |          |
| Iluminat public                                 | 700206           | 5000        | 0        | 5000        | 0        | 0        |


**PRIMAR,**  
**Zdrob Tudor Ion**

**CONTABIL**  
  
**Burduhos Radu Cristian**

**BUGETUL LOCAL DETALIAT LA VENITURI PE CAPITOLE SI SUBCAPITOLE SI LA CHELTUIELI PE CAPITOLE,  
 TITLURI, ARTICOLE DE CHELTUIELI, SUBCAPITOLE SI PARAGRAFE  
 COMUNA FUNDU MOLDOVEI, RECTIFICARE 23-04-2012 / 2012**

*Dece*



*Ms 60726 din 26.04.2012*

| Cod rând | Denumirea indicatorilor                                  | Cod indicator | PREVEDERI ANUALE |               |           |   | PREVEDERI TRIMESTRIALE |          |           |          |
|----------|--|---------------|------------------|---------------|-----------|---|------------------------|----------|-----------|----------|
|          |  |               | Buget initial    | Influente +/- | TOTAL     | din care credite bugetare destinate stingerii platilor restante | Trim. I                | Trim. II | Trim. III | Trim. IV |
| 1        | TOTAL VENITURI (cod                                      | 000102        | 2,709,761        | 50,800        | 2,760,561 |   | 773,459                | 766,642  | 632,239   | 588,221  |
| 2        | VENITURI PROPRII (cod                                    | 4802          | 1,204,655        | 50,800        | 1,255,455 |   | 371,065                | 359,648  | 233,745   | 290,997  |
| 3        | I. VENITURI CURENTE (cod 00.03+00.12)                    | 0002          | 2,650,585        | 50,800        | 2,701,385 |   | 744,665                | 753,348  | 627,445   | 575,927  |
| 4        | A. VENITURI FISCALE (cod                                 | 0003          | 2,374,282        | 50,800        | 2,425,082 |   | 666,365                | 679,945  | 569,145   | 509,627  |
| 5        | A1. IMPOZIT PE VENIT, PROFIT SI CASTIGURI DIN            | 0004          | 416,832          |               | 416,832   |   | 111,645                | 101,645  | 101,645   | 101,897  |
| 6        | A1.2. IMPOZIT PE VENIT, PROFIT, SI CASTIGURI DIN         | 0006          | 416,832          |               | 416,832   |   | 111,645                | 101,645  | 101,645   | 101,897  |
| 7        | Impozit pe venit (cod 03.02.17+03.02.18)                 | 0302          | 10,580           |               | 10,580    |   | 2,645                  | 2,645    | 2,645     | 2,645    |
| 8        | Impozitul pe veniturile din transferul proprietatilor    | 030218        | 10,580           |               | 10,580    |   | 2,645                  | 2,645    | 2,645     | 2,645    |
| 9        | Cote si sume defalcate din impozitul pe venit (cod       | 0402          | 406,252          |               | 406,252   |   | 109,000                | 99,000   | 99,000    | 99,252   |
| 10       | Cote defalcate din impozitul pe venit                    | 040201        | 256,000          |               | 256,000   |   | 64,000                 | 64,000   | 64,000    | 64,000   |
| 11       | Sume alocate de consiliul judetean pentru echilibrarea   | 040204        | 150,252          |               | 150,252   |   | 45,000                 | 35,000   | 35,000    | 35,252   |
| 12       | A3. IMPOZITE SI TAXE PE PROPRIETATE (cod 07.02)          | 0009          | 353,120          | 42,800        | 395,920   |   | 128,020                | 133,500  | 45,700    | 88,700   |
| 13       | Impozite si taxe pe proprietate (cod                     | 0702          | 353,120          | 42,800        | 395,920   |   | 128,020                | 133,500  | 45,700    | 88,700   |
| 14       | Impozit si taxa pe cladiri (cod 07.02.01.01+07.02.01.02) | 070201        | 86,000           | 8,000         | 94,000    |   | 33,500                 | 31,500   | 13,500    | 15,500   |
| 15       | Impozit pe cladiri de la persoane fizice                 | 07020101      | 52,000           |               | 52,000    |   | 25,000                 | 15,000   | 5,000     | 7,000    |
| 16       | Impozit pe cladiri de la persoane juridice               | 07020102      | 34,000           | 8,000         | 42,000    |   | 8,500                  | 16,500   | 8,500     | 8,500    |
| 17       | Impozit si taxa pe teren (cod 07.02.02.01 +              | 070202        | 267,120          | 34,800        | 301,920   |   | 94,520                 | 102,000  | 32,200    | 73,200   |
| 18       | Impozit pe terenuri de la persoane fizice                | 07020201      | 38,000           | 5,000         | 43,000    |   | 12,000                 | 15,000   | 5,000     | 11,000   |
| 19       | Impozit pe terenuri de la persoane juridice              | 07020202      | 8,800            | 1,800         | 10,600    |   | 2,200                  | 4,000    | 2,200     | 2,200    |
| 20       | Impozitul pe terenul din extravilan                      | 07020203      | 220,320          | 28,000        | 248,320   |   | 80,320                 | 83,000   | 25,000    | 60,000   |
| 21       | A4.IMPOZITE SI TAXE PE BUNURI SI SERVICII (cod           | 0010          | 1,604,330        | 8,000         | 1,612,330 |   | 426,700                | 444,800  | 421,800   | 319,030  |
| 22       | Sume defalcate din TVA (cod 11.02.01 la 11.02.07)        | 1102          | 1,445,930        |               | 1,445,930 |   | 373,600                | 393,700  | 393,700   | 284,930  |
| 23       | Sume defalcate din taxa pe valoarea adaugata pentru      | 110202        | 1,132,800        |               | 1,132,800 |   | 310,900                | 310,900  | 310,900   | 200,100  |
| 24       | Sume defalcate din taxa pe valoarea adaugata pentru      | 110206        | 313,130          |               | 313,130   |   | 62,700                 | 82,800   | 82,800    | 84,830   |

| Cod rând | Denumirea indicatorilor  | Cod indicator | PREVEDERI ANUALE |               |           |   | PREVEDERI TRIMESTRIALE |          |           |          |
|----------|--|---------------|------------------|---------------|-----------|---|------------------------|----------|-----------|----------|
|          |  |               | Buget initial    | Influente +/- | TOTAL     | din care credite bugetare destinate stingerii platilor restante | Trim. I                | Trim. II | Trim. III | Trim. IV |
| 25       | Taxe pe utilizarea bunurilor, autorizarea utilizarii bunurilor | 1602          | 158,400          | 8,000         | 166,400   |   | 53,100                 | 51,100   | 28,100    | 34,100   |
| 26       | Taxa asupra mijloacelor de transport (cod                      | 160202        | 138,000          | 8,000         | 146,000   |   | 48,000                 | 46,000   | 23,000    | 29,000   |
| 27       | Taxa asupra mijloacelor de transport detinute de               | 16020201      | 106,000          | 4,000         | 110,000   |   | 40,000                 | 34,000   | 15,000    | 21,000   |
| 28       | Taxa asupra mijloacelor de transport detinute de               | 16020202      | 32,000           | 4,000         | 36,000    |   | 8,000                  | 12,000   | 8,000     | 8,000    |
| 29       | Taxe si tarife pentru eliberarea de licente si autorizatii de  | 160203        | 20,000           |               | 20,000    |   | 5,000                  | 5,000    | 5,000     | 5,000    |
| 30       | Alte taxe pe utilizarea bunurilor, autorizarea utilizarii      | 160250        | 400              |               | 400       |   | 100                    | 100      | 100       | 100      |
| 31       | C. VENITURI NEFISCALE  | 0012          | 276,303          |               | 276,303   |   | 78,300                 | 73,403   | 58,300    | 66,300   |
| 32       | C1. VENITURI DIN PROPRIETATE (cod 30.02+31.02)                 | 0013          | 18,000           |               | 18,000    |   | 4,500                  | 4,500    | 4,500     | 4,500    |
| 33       | Venituri din proprietate (cod                                  | 3002          | 18,000           |               | 18,000    |   | 4,500                  | 4,500    | 4,500     | 4,500    |
| 34       | Venituri din concesiuni si inchirieri                          | 300205        | 18,000           |               | 18,000    |   | 4,500                  | 4,500    | 4,500     | 4,500    |
| 35       | C2. VANZARI DE BUNURI SI SERVICII (cod                         | 0014          | 258,303          |               | 258,303   |   | 73,800                 | 68,903   | 53,800    | 61,800   |
| 36       | Venituri din prestari de servicii si alte activitati (cod      | 3302          | 115,103          |               | 115,103   |   | 25,000                 | 30,103   | 30,000    | 30,000   |
| 37       | Alte venituri din prestari de servicii si alte activitati      | 330250        | 115,103          |               | 115,103   |   | 25,000                 | 30,103   | 30,000    | 30,000   |
| 38       | Venituri din taxe administrative, eliberari permise (cod       | 3402          | 7,200            |               | 7,200     |   | 1,800                  | 1,800    | 1,800     | 1,800    |
| 39       | Taxe extrajudiciare de timbru                                  | 340202        | 7,200            |               | 7,200     |   | 1,800                  | 1,800    | 1,800     | 1,800    |
| 40       | Amenzi, penalitati si confiscari (cod                          | 3502          | 48,000           |               | 48,000    |   | 12,000                 | 12,000   | 12,000    | 12,000   |
| 41       | Venituri din amenzi si alte sanctiuni aplicate potrivit        | 350201        | 48,000           |               | 48,000    |   | 12,000                 | 12,000   | 12,000    | 12,000   |
| 42       | Diverse venituri (cod  | 3602          | 88,000           |               | 88,000    |   | 35,000                 | 25,000   | 10,000    | 18,000   |
| 43       | Alte venituri  | 360250        | 88,000           |               | 88,000    |   | 35,000                 | 25,000   | 10,000    | 18,000   |
| 44       | Varsaminte din sectiunea de functionare pentru finantarea      | 370203        | -426,319         |               | -426,319  |   | -136,183               | -132,387 | -25,783   | -131,966 |
| 45       | Varsaminte din sectiunea de functionare                        | 370204        | 426,319          |               | 426,319   |   | 136,183                | 132,387  | 25,783    | 131,966  |
| 46       | IV. SUBVENTII (cod 00.18)                                      | 0017          | 59,176           |               | 59,176    |   | 28,794                 | 13,294   | 4,794     | 12,294   |
| 47       | SUBVENTII DE LA ALTE NIVELE ALE ADMINISTRATIEI                 | 0018          | 59,176           |               | 59,176    |   | 28,794                 | 13,294   | 4,794     | 12,294   |
| 48       | Subventii de la bugetul de stat (cod 42.02.01+42.02.03         | 4202          | 59,176           |               | 59,176    |   | 28,794                 | 13,294   | 4,794     | 12,294   |
| 49       | Subventii pentru acordarea ajutorului pentru incalzirea        | 420234        | 40,000           |               | 40,000    |   | 24,000                 | 8,500    |           | 7,500    |
| 50       | Subventii din bugetul de stat pentru finantarea sanatatii      | 420241        | 19,176           |               | 19,176    |   | 4,794                  | 4,794    | 4,794     | 4,794    |
| 51       | TOTAL CHELTUIELI (cod  | 4902          | 3,160,298        | 50,800        | 3,211,098 | 564,544   | 871,732                | 914,255  | 818,856   | 606,255  |
| 52       | Partea I-a SERVICII PUBLICE GENERALE (cod                      | 5002          | 3,160,298        | 50,800        | 3,211,098 | 564,544   | 871,732                | 914,255  | 818,856   | 606,255  |
| 53       | CHELTUIELILE CURENTE   | 01            | 2,355,842        | 50,800        | 2,406,642 | 374,799   | 637,276                | 634,255  | 678,856   | 456,255  |
| 54       | TITLUL I. CHELTUIELI DE PERSONAL (cod                          | 10            | 1,324,448        | 4,500         | 1,328,948 |   | 349,306                | 367,209  | 361,080   | 251,353  |
| 55       | Cheltuieli cu salariile in bani (cod 10.01.01 la 10.01.30)     | 1001          | 1,031,995        | 3,500         | 1,035,495 |   | 264,516                | 283,829  | 278,050   | 209,100  |

| Cod rând | Denumirea indicatorilor                                   | Cod indicator | PREVEDERI ANUALE |               |         |   | PREVEDERI TRIMESTRIALE |          |           |          |
|----------|---|---------------|------------------|---------------|---------|---|------------------------|----------|-----------|----------|
|          |   |               | Buget initial    | Influente +/- | TOTAL   | din care credite bugetare destinate stingerii platilor restante | Trim. I                | Trim. II | Trim. III | Trim. IV |
| 56       | Salarii de baza   | 100101        | 880,555          | 1,000         | 881,555 |   | 219,156                | 235,469  | 250,690   | 176,240  |
| 57       | Alte sporuri  | 100106        | 10,840           |               | 10,840  |   | 2,960                  | 2,960    | 2,460     | 2,460    |
| 58       | Indemnizatii platite unor persoane din afara unitatii     | 100112        | 25,200           | 2,500         | 27,700  |   | 6,300                  | 8,800    | 6,300     | 6,300    |
| 59       | Indemnizatii de delegare                                  | 100113        | 4,000            |               | 4,000   |   | 1,000                  | 1,000    | 1,000     | 1,000    |
| 60       | Alte drepturi salariale in bani                           | 100130        | 38,000           |               | 38,000  |   | 9,500                  | 9,500    | 9,500     | 9,500    |
| 61       | Contributii (cod 10.03.01 la 10.03.06)                    | 1003          | 292,453          | 1,000         | 293,453 |   | 84,790                 | 83,380   | 83,030    | 42,253   |
| 62       | Contributii de asigurari sociale de stat                  | 100301        | 221,308          | 1,000         | 222,308 |   | 63,922                 | 63,607   | 62,343    | 32,436   |
| 63       | Contributii de asigurari de somaj                         | 100302        | 5,688            |               | 5,688   |   | 1,585                  | 1,738    | 1,731     | 634      |
| 64       | Contributii de asigurari sociale de sanatate              | 100303        | 60,787           |               | 60,787  |   | 18,114                 | 16,761   | 17,694    | 8,218    |
| 65       | Contributii pentru asigurarile de accidente de munca      | 100304        | 1,858            |               | 1,858   |   | 529                    | 544      | 543       | 242      |
| 66       | Contributii pentru concedii si indemnizatii               | 100306        | 2,812            |               | 2,812   |   | 640                    | 730      | 719       | 723      |
| 67       | TITLUL II BUNURI SI SERVICII (cod 20.01 la 20.30)         | 20            | 733,400          | 39,000        | 772,400 | 374,799   | 185,600                | 226,600  | 188,100   | 172,100  |
| 68       | Bunuri si servicii (cod 20.01.01 la 20.01.30)             | 2001          | 342,900          | 19,500        | 362,400 | 5,100   | 91,100                 | 107,600  | 84,600    | 79,100   |
| 69       | Furnituri de birou  | 200101        | 19,000           | 1,000         | 20,000  |   | 6,000                  | 5,000    | 4,500     | 4,500    |
| 70       | Materiale pentru curatenie                                | 200102        | 9,000            |               | 9,000   |   | 2,750                  | 1,750    | 2,250     | 2,250    |
| 71       | Incalzit, iluminat si forta motrice                       | 200103        | 134,000          | 11,500        | 145,500 | 5,000   | 41,750                 | 46,250   | 34,750    | 22,750   |
| 72       | Apa, canal, salubritate                                   | 200104        | 1,000            | 1,500         | 2,500   |   | 250                    | 1,750    | 250       | 250      |
| 73       | Carburanti si lubrifianti                                 | 200105        | 36,400           | 2,000         | 38,400  |   | 8,850                  | 11,850   | 8,850     | 8,850    |
| 74       | Piese de schimb   | 200106        | 21,000           |               | 21,000  |   | 7,500                  | 4,500    | 4,500     | 4,500    |
| 75       | Transport   | 200107        | 4,000            |               | 4,000   | 100   | 1,000                  | 1,000    | 1,000     | 1,000    |
| 76       | Posta, telecomunicatii, radio, televizor, internet        | 200108        | 21,000           | 1,500         | 22,500  |   | 5,000                  | 6,500    | 5,500     | 5,500    |
| 77       | Materiale si prestari de servicii cu caracter functional  | 200109        | 64,000           | 2,000         | 66,000  |   | 12,000                 | 19,000   | 17,000    | 18,000   |
| 78       | Alte bunuri si servicii pentru intretinere si functionare | 200130        | 33,500           |               | 33,500  |   | 6,000                  | 10,000   | 6,000     | 11,500   |
| 79       | Reparatii curente   | 2002          | 128,000          | 17,000        | 145,000 |   | 38,000                 | 39,000   | 38,000    | 30,000   |
| 80       | Deplasari, detasari, transferari (cod 20.06.01+20.06.02)  | 2006          | 40,000           |               | 40,000  |   | 12,500                 | 11,500   | 7,500     | 8,500    |
| 81       | Deplasari interne, detasari, transferari                  | 200601        | 40,000           |               | 40,000  |   | 12,500                 | 11,500   | 7,500     | 8,500    |
| 82       | Carti publicatii si materiale documentare                 | 2011          | 8,500            |               | 8,500   |   | 500                    | 5,500    | 500       | 2,000    |
| 83       | Consultanta si epertiza                                   | 2012          | 27,000           |               | 27,000  |   | 6,000                  | 7,000    | 8,000     | 6,000    |
| 84       | Pregatire profesionala                                    | 2013          | 5,000            |               | 5,000   |   |                        | 2,000    | 3,000     |          |
| 85       | Protectia muncii  | 2014          | 6,000            |               | 6,000   |   | 1,500                  | 1,500    | 1,500     | 1,500    |
| 86       | Prevenirea si combaterea inundatiilor si ingheturilor     | 2023          | 60,000           |               | 60,000  | 369,699   | 10,000                 | 10,000   | 20,000    | 20,000   |

| Cod rând | Denumirea indicatorilor  | Cod indicator | PREVEDERI ANUALE |               |         |   | PREVEDERI TRIMESTRIALE |          |           |          |
|----------|--|---------------|------------------|---------------|---------|---|------------------------|----------|-----------|----------|
|          |  |               | Buget initial    | Influente +/- | TOTAL   | din care credite bugetare destinate stingerii platilor restante | Trim. I                | Trim. II | Trim. III | Trim. IV |
| 87       | Cheltuieli judiciare si extrajudiciare derivate din actiuni in | 2025          | 2,000            |               | 2,000   |   | 500                    | 500      | 500       | 500      |
| 88       | Alte cheltuieli (cod 20.30.01 la 20.30.30)                     | 2030          | 114,000          | 2,500         | 116,500 |   | 25,500                 | 42,000   | 24,500    | 24,500   |
| 89       | Reclama si publicitate   | 203001        | 5,000            | 2,500         | 7,500   |   | 2,000                  | 3,500    | 1,000     | 1,000    |
| 90       | Prime de asigurare non-viata                                   | 203003        | 4,000            |               | 4,000   |   | 1,000                  | 1,000    | 1,000     | 1,000    |
| 91       | Alte cheltuieli cu bunuri si servicii                          | 203030        | 105,000          |               | 105,000 |   | 22,500                 | 37,500   | 22,500    | 22,500   |
| 92       | TITLUL V FONDURI DE REZERVA (cod 50.01 la 50.04)               | 50            | 4,000            |               | 4,000   |   | 1,000                  | 1,000    | 1,000     | 1,000    |
| 93       | Fond de rezerva bugetara la dispozitia autoritatilor locale    | 5004          | 4,000            |               | 4,000   |   | 1,000                  | 1,000    | 1,000     | 1,000    |
| 94       | TITLUL IX ASISTENTA SOCIALA (cod 57.02)                        | 57            | 138,594          | 2,300         | 140,894 |   | 58,370                 | 31,446   | 22,276    | 28,802   |
| 95       | Ajutoare sociale (cod 57.02.01 la 57.02.04)                    | 5702          | 138,594          | 2,300         | 140,894 |   | 58,370                 | 31,446   | 22,276    | 28,802   |
| 96       | Ajutoare sociale in numerar                                    | 570201        | 138,594          | 2,300         | 140,894 |   | 58,370                 | 31,446   | 22,276    | 28,802   |
| 97       | TITLUL X ALTE CHELTUIELI (cod 59.01 la 59.30)                  | 59            | 83,000           | 5,000         | 88,000  |   | 43,000                 | 8,000    | 34,000    | 3,000    |
| 98       | Burse  | 5901          | 12,000           |               | 12,000  |   | 3,000                  | 3,000    | 3,000     | 3,000    |
| 99       | Asociatii si fundatii  | 5911          | 30,000           | 5,000         | 35,000  |   | 20,000                 | 5,000    | 10,000    |          |
| 100      | Sustinerea cultelor  | 5912          | 41,000           |               | 41,000  |   | 20,000                 |          | 21,000    |          |
| 101      | TITLUL VII ALTE TRANSFERURI (cod 55.01)                        | 55            | 72,400           |               | 72,400  |   |                        |          | 72,400    |          |
| 102      | A. Transferuri interne (cod 55.01.03+55.01.08 la               | 5501          | 72,400           |               | 72,400  |   |                        |          | 72,400    |          |
| 103      | Programe de dezvoltare   | 550113        | 72,400           |               | 72,400  |   |                        |          | 72,400    |          |
| 104      | CHELTUIELI DE CAPITAL (cod 71+72+75)                           | 70            | 804,456          |               | 804,456 | 189,745   | 234,456                | 280,000  | 140,000   | 150,000  |
| 105      | TITLUL XII ACTIVE NEFINANCIARE (cod                            | 71            | 804,456          |               | 804,456 | 189,745   | 234,456                | 280,000  | 140,000   | 150,000  |
| 106      | Active fixe (inclusiv reparatii capitale)(cod 71.01.01 la      | 7101          | 804,456          |               | 804,456 | 189,745   | 234,456                | 280,000  | 140,000   | 150,000  |
| 107      | Constructii  | 710101        | 160,000          |               | 160,000 | 35,290  |                        | 40,000   | 120,000   |          |
| 108      | Alte active fixe   | 710130        | 644,456          |               | 644,456 | 154,455   | 234,456                | 240,000  | 20,000    | 150,000  |
| 109      | Autoritati publice si actiuni externe (cod 51.02.01)           | 5102          | 554,002          | 30,000        | 584,002 |   | 140,626                | 157,625  | 151,626   | 134,125  |
| 110      | CHELTUIELILE CURENTE   | 01            | 534,002          | 30,000        | 564,002 |   | 140,626                | 157,625  | 131,626   | 134,125  |
| 111      | TITLUL I. CHELTUIELI DE PERSONAL (cod                          | 10            | 327,502          | 4,500         | 332,002 |   | 81,876                 | 86,375   | 81,876    | 81,875   |
| 112      | Cheltuieli cu salariile in bani (cod 10.01.01 la 10.01.30)     | 1001          | 261,440          | 3,500         | 264,940 |   | 65,360                 | 68,860   | 65,360    | 65,360   |
| 113      | Salarii de baza  | 100101        | 230,400          | 1,000         | 231,400 |   | 57,600                 | 58,600   | 57,600    | 57,600   |
| 114      | Alte sporuri   | 100106        | 3,840            |               | 3,840   |   | 960                    | 960      | 960       | 960      |
| 115      | Indemnizatii platite unor persoane din afara unitatii          | 100112        | 25,200           | 2,500         | 27,700  |   | 6,300                  | 8,800    | 6,300     | 6,300    |
| 116      | Indemnizatii de delegare                                       | 100113        | 2,000            |               | 2,000   |   | 500                    | 500      | 500       | 500      |
| 117      | Contributii (cod 10.03.01 la 10.03.06)                         | 1003          | 66,062           | 1,000         | 67,062  |   | 16,516                 | 17,515   | 16,516    | 16,515   |

| Cod rând | Denumirea indicatorilor  | Cod indicator | PREVEDERI ANUALE |               |         |   | PREVEDERI TRIMESTRIALE |          |           |          |
|----------|--|---------------|------------------|---------------|---------|---|------------------------|----------|-----------|----------|
|          |  |               | Buget initial    | Influente +/- | TOTAL   | din care credite bugetare destinate stingerii platilor restante | Trim. I                | Trim. II | Trim. III | Trim. IV |
| 118      | Contributii de asigurari sociale de stat                       | 100301        | 48,500           | 1,000         | 49,500  |   | 12,125                 | 13,125   | 12,125    | 12,125   |
| 119      | Contributii de asigurari de somaj                              | 100302        | 1,612            |               | 1,612   |   | 403                    | 403      | 403       | 403      |
| 120      | Contributii de asigurari sociale de sanatate                   | 100303        | 13,540           |               | 13,540  |   | 3,385                  | 3,385    | 3,385     | 3,385    |
| 121      | Contributii pentru asigurarile de accidente de munca           | 100304        | 410              |               | 410     |   | 103                    | 102      | 103       | 102      |
| 122      | Contributii pentru concedii si indemnizatii                    | 100306        | 2,000            |               | 2,000   |   | 500                    | 500      | 500       | 500      |
| 123      | TITLUL II BUNURI SI SERVICII (cod 20.01 la 20.30)              | 20            | 206,500          | 25,500        | 232,000 |   | 58,750                 | 71,250   | 49,750    | 52,250   |
| 124      | Bunuri si servicii (cod 20.01.01 la 20.01.30)                  | 2001          | 122,000          | 8,000         | 130,000 |   | 30,750                 | 36,750   | 28,750    | 33,750   |
| 125      | Furnituri de birou   | 200101        | 12,000           | 1,000         | 13,000  |   | 4,000                  | 3,500    | 2,500     | 3,000    |
| 126      | Materiale pentru curatenie                                     | 200102        | 3,000            |               | 3,000   |   | 1,000                  | 500      | 500       | 1,000    |
| 127      | Incalzit, iluminat si forta motrice                            | 200103        | 12,000           | 2,000         | 14,000  |   | 3,000                  | 4,000    | 2,000     | 5,000    |
| 128      | Apa, canal, salubritate  | 200104        | 1,000            | 500           | 1,500   |   | 250                    | 750      | 250       | 250      |
| 129      | Carburanti si lubrifianti                                      | 200105        | 6,000            | 1,000         | 7,000   |   | 1,500                  | 2,500    | 1,500     | 1,500    |
| 130      | Piese de schimb  | 200106        | 10,000           |               | 10,000  |   | 2,500                  | 2,500    | 2,500     | 2,500    |
| 131      | Posta, telecomunicatii, radio, televizor, internet             | 200108        | 14,000           | 1,500         | 15,500  |   | 3,500                  | 5,000    | 3,500     | 3,500    |
| 132      | Materiale si prestari de servicii cu caracter functional       | 200109        | 52,000           | 2,000         | 54,000  |   | 12,000                 | 15,000   | 13,000    | 14,000   |
| 133      | Alte bunuri si servicii pentru intretinere si functionare      | 200130        | 12,000           |               | 12,000  |   | 3,000                  | 3,000    | 3,000     | 3,000    |
| 134      | Reparatii curente  | 2002          | 20,000           | 15,000        | 35,000  |   | 13,000                 | 17,000   | 2,000     | 3,000    |
| 135      | Deplasari, detasari, transferari (cod 20.06.01+20.06.02)       | 2006          | 10,000           |               | 10,000  |   | 2,500                  | 2,500    | 2,500     | 2,500    |
| 136      | Deplasari interne, detasari, transferari                       | 200601        | 10,000           |               | 10,000  |   | 2,500                  | 2,500    | 2,500     | 2,500    |
| 137      | Carti publicatii si materiale documentare                      | 2011          | 1,500            |               | 1,500   |   |                        |          |           | 1,500    |
| 138      | Consultanta si epertiza  | 2012          | 27,000           |               | 27,000  |   | 6,000                  | 7,000    | 8,000     | 6,000    |
| 139      | Pregatire profesionala   | 2013          | 3,000            |               | 3,000   |   |                        |          | 3,000     |          |
| 140      | Protectia muncii   | 2014          | 2,000            |               | 2,000   |   | 500                    | 500      | 500       | 500      |
| 141      | Cheltuieli judiciare si extrajudiciare derivate din actiuni in | 2025          | 2,000            |               | 2,000   |   | 500                    | 500      | 500       | 500      |
| 142      | Alte cheltuieli (cod 20.30.01 la 20.30.30)                     | 2030          | 19,000           | 2,500         | 21,500  |   | 5,500                  | 7,000    | 4,500     | 4,500    |
| 143      | Reclama si publicitate   | 203001        | 5,000            | 2,500         | 7,500   |   | 2,000                  | 3,500    | 1,000     | 1,000    |
| 144      | Prime de asigurare non-viata                                   | 203003        | 4,000            |               | 4,000   |   | 1,000                  | 1,000    | 1,000     | 1,000    |
| 145      | Alte cheltuieli cu bunuri si servicii                          | 203030        | 10,000           |               | 10,000  |   | 2,500                  | 2,500    | 2,500     | 2,500    |
| 146      | CHELTUIELI DE CAPITAL (cod 71+72+75)                           | 70            | 20,000           |               | 20,000  |   |                        |          | 20,000    |          |
| 147      | TITLUL XII ACTIVE NEFINANCIARE (cod                            | 71            | 20,000           |               | 20,000  |   |                        |          | 20,000    |          |
| 148      | Active fixe (inclusiv reparatii capitale)(cod 71.01.01 la      | 7101          | 20,000           |               | 20,000  |   |                        |          | 20,000    |          |



| Cod rând | Denumirea indicatorilor                                     | Cod indicator | PREVEDERI ANUALE |               |           |   | PREVEDERI TRIMESTRIALE |          |           |          |
|----------|---|---------------|------------------|---------------|-----------|---|------------------------|----------|-----------|----------|
|          |   |               | Buget initial    | Influente +/- | TOTAL     | din care credite bugetare destinate stingerii platilor restante | Trim. I                | Trim. II | Trim. III | Trim. IV |
| 149      | Alte active fixe  | 710130        | 20,000           |               | 20,000    |   |                        | 20,000   |           |          |
| 150      | Autoritati executive si legislative (cod 51.02.01.03)       | 510201        | 554,002          | 30,000        | 584,002   |   | 140,626                | 157,625  | 151,626   | 134,125  |
| 151      | Autoritati executive  | 51020103      | 554,002          | 30,000        | 584,002   |   | 140,626                | 157,625  | 151,626   | 134,125  |
| 152      | Alte servicii publice generale (cod 54.02.05 +54.02.06+)    | 5402          | 4,000            |               | 4,000     |   | 1,000                  | 1,000    | 1,000     | 1,000    |
| 153      | CHELTUIELILE CURENTE  | 01            | 4,000            |               | 4,000     |   | 1,000                  | 1,000    | 1,000     | 1,000    |
| 154      | TITLUL V FONDURI DE REZERVA (cod 50.01la 50.04)             | 50            | 4,000            |               | 4,000     |   | 1,000                  | 1,000    | 1,000     | 1,000    |
| 155      | Fond de rezerva bugetara la dispozitia autoritatilor locale | 5004          | 4,000            |               | 4,000     |   | 1,000                  | 1,000    | 1,000     | 1,000    |
| 156      | Fond de rezerva bugetara la dispozitia autoritatilor locale | 540205        | 4,000            |               | 4,000     |   | 1,000                  | 1,000    | 1,000     | 1,000    |
| 157      | Partea a II-a APARARE, ORDINE PUBLICA SI                    | 5902          | 9,500            | 2,500         | 12,000    |   | 2,000                  | 4,500    | 2,000     | 3,500    |
| 158      | Ordine publica si siguranta nationala (cod 61.02.03)        | 6102          | 9,500            | 2,500         | 12,000    |   | 2,000                  | 4,500    | 2,000     | 3,500    |
| 159      | CHELTUIELILE CURENTE  | 01            | 9,500            | 2,500         | 12,000    |   | 2,000                  | 4,500    | 2,000     | 3,500    |
| 160      | TITLUL II BUNURI SI SERVICII (cod 20.01 la 20.30)           | 20            | 9,500            | 2,500         | 12,000    |   | 2,000                  | 4,500    | 2,000     | 3,500    |
| 161      | Bunuri si servicii (cod 20.01.01 la 20.01.30)               | 2001          | 9,500            | 2,500         | 12,000    |   | 2,000                  | 4,500    | 2,000     | 3,500    |
| 162      | Incalzit, iluminat si forta motrice                         | 200103        | 3,000            | 1,500         | 4,500     |   | 750                    | 2,250    | 750       | 750      |
| 163      | Carburanti si lubrifianti                                   | 200105        | 3,000            | 1,000         | 4,000     |   | 750                    | 1,750    | 750       | 750      |
| 164      | Alte bunuri si servicii pentru intretinere si functionare   | 200130        | 3,500            |               | 3,500     |   | 500                    | 500      | 500       | 2,000    |
| 165      | Ordine publica (cod 61.02.03.04)                            | 610203        | 3,000            | 1,500         | 4,500     |   | 750                    | 2,250    | 750       | 750      |
| 166      | Politie locala  | 61020304      | 3,000            | 1,500         | 4,500     |   | 750                    | 2,250    | 750       | 750      |
| 167      | Protectie civila si protectia contra incendiilor (protectie | 610205        | 6,500            | 1,000         | 7,500     |   | 1,250                  | 2,250    | 1,250     | 2,750    |
| 168      | Invatamant (cod 65.02.03 la                                 | 6502          | 1,131,900        |               | 1,131,900 |   | 287,300                | 313,300  | 348,800   | 182,500  |
| 169      | CHELTUIELILE CURENTE  | 01            | 1,081,900        |               | 1,081,900 |   | 287,300                | 313,300  | 298,800   | 182,500  |
| 170      | TITLUL I. CHELTUIELI DE PERSONAL (cod                       | 10            | 878,900          |               | 878,900   |   | 247,300                | 247,300  | 247,300   | 137,000  |
| 171      | Cheltuieli cu salariile in bani (cod 10.01.01 la 10.01.30)  | 1001          | 678,100          |               | 678,100   |   | 183,400                | 188,700  | 187,700   | 118,300  |
| 172      | Salarii de baza   | 100101        | 557,700          |               | 557,700   |   | 145,800                | 150,600  | 168,100   | 93,200   |
| 173      | Alte sporuri  | 100106        | 7,000            |               | 7,000     |   | 2,000                  | 2,000    | 1,500     | 1,500    |
| 174      | Indemnizatii de delegare                                    | 100113        | 2,000            |               | 2,000     |   | 500                    | 500      | 500       | 500      |
| 175      | Alte drepturi salariale in bani                             | 100130        | 38,000           |               | 38,000    |   | 9,500                  | 9,500    | 9,500     | 9,500    |
| 176      | Contributii (cod 10.03.01 la 10.03.06)                      | 1003          | 200,800          |               | 200,800   |   | 63,900                 | 58,600   | 59,600    | 18,700   |
| 177      | Contributii de asigurari sociale de stat                    | 100301        | 153,500          |               | 153,500   |   | 48,500                 | 45,000   | 45,000    | 15,000   |
| 178      | Contributii de asigurari de somaj                           | 100302        | 3,600            |               | 3,600     |   | 1,100                  | 1,200    | 1,200     | 100      |
| 179      | Contributii de asigurari sociale de sanatate                | 100303        | 42,400           |               | 42,400    |   | 13,900                 | 12,000   | 13,000    | 3,500    |

| Cod rând | Denumirea indicatorilor                                    | Cod indicator | PREVEDERI ANUALE |               |           |   | PREVEDERI TRIMESTRIALE |          |           |          |
|----------|--|---------------|------------------|---------------|-----------|---|------------------------|----------|-----------|----------|
|          |  |               | Buget initial    | Influente +/- | TOTAL     | din care credite bugetare destinate stingerii platilor restante | Trim. I                | Trim. II | Trim. III | Trim. IV |
| 180      | Contributii pentru asigurarile de accidente de munca       | 100304        | 1,300            |               | 1,300     |   | 400                    | 400      | 400       | 100      |
| 181      | TITLUL II BUNURI SI SERVICII (cod 20.01 la 20.30)          | 20            | 191,000          |               | 191,000   |   | 37,000                 | 63,000   | 48,500    | 42,500   |
| 182      | Bunuri si servicii (cod 20.01.01 la 20.01.30)              | 2001          | 115,000          |               | 115,000   |   | 21,000                 | 31,000   | 32,500    | 30,500   |
| 183      | Furnituri de birou   | 200101        | 7,000            |               | 7,000     |   | 2,000                  | 1,500    | 2,000     | 1,500    |
| 184      | Materiale pentru curatenie                                 | 200102        | 5,000            |               | 5,000     |   | 1,500                  | 1,000    | 1,500     | 1,000    |
| 185      | Incalzit, iluminat si forta motrice                        | 200103        | 40,000           |               | 40,000    |   | 5,000                  | 10,000   | 15,000    | 10,000   |
| 186      | Carburanti si lubrifianti                                  | 200105        | 25,000           |               | 25,000    |   | 6,000                  | 7,000    | 6,000     | 6,000    |
| 187      | Piese de schimb  | 200106        | 11,000           |               | 11,000    |   | 5,000                  | 2,000    | 2,000     | 2,000    |
| 188      | Posta, telecomunicatii, radio, televizor, internet         | 200108        | 7,000            |               | 7,000     |   | 1,500                  | 1,500    | 2,000     | 2,000    |
| 189      | Materiale si prestari de servicii cu caracter functional   | 200109        | 12,000           |               | 12,000    |   |                        | 4,000    | 4,000     | 4,000    |
| 190      | Alte bunuri si servicii pentru intretinere si functionare  | 200130        | 8,000            |               | 8,000     |   |                        | 4,000    |           | 4,000    |
| 191      | Reparatii curente  | 2002          | 20,000           |               | 20,000    |   | 5,000                  |          | 10,000    | 5,000    |
| 192      | Deplasari, detasari, transferari (cod 20.06.01+20.06.02)   | 2006          | 30,000           |               | 30,000    |   | 10,000                 | 9,000    | 5,000     | 6,000    |
| 193      | Deplasari interne, detasari, transferari                   | 200601        | 30,000           |               | 30,000    |   | 10,000                 | 9,000    | 5,000     | 6,000    |
| 194      | Carti publicatii si materiale documentare                  | 2011          | 5,000            |               | 5,000     |   |                        | 5,000    |           |          |
| 195      | Pregatire profesionala                                     | 2013          | 2,000            |               | 2,000     |   |                        | 2,000    |           |          |
| 196      | Protectia muncii   | 2014          | 4,000            |               | 4,000     |   | 1,000                  | 1,000    | 1,000     | 1,000    |
| 197      | Alte cheltuieli (cod 20.30.01 la 20.30.30)                 | 2030          | 15,000           |               | 15,000    |   |                        | 15,000   |           |          |
| 198      | Alte cheltuieli cu bunuri si servicii                      | 203030        | 15,000           |               | 15,000    |   |                        | 15,000   |           |          |
| 199      | TITLUL X ALTE CHELTUIELI (cod 59.01 la 59.30)              | 59            | 12,000           |               | 12,000    |   | 3,000                  | 3,000    | 3,000     | 3,000    |
| 200      | Burse  | 5901          | 12,000           |               | 12,000    |   | 3,000                  | 3,000    | 3,000     | 3,000    |
| 201      | CHELTUIELI DE CAPITAL (cod 71+72+75)                       | 70            | 50,000           |               | 50,000    |   |                        |          | 50,000    |          |
| 202      | TITLUL XII ACTIVE NEFINANCIARE (cod                        | 71            | 50,000           |               | 50,000    |   |                        |          | 50,000    |          |
| 203      | Active fixe (inclusiv reparatii capitale)(cod 71.01.01 la  | 7101          | 50,000           |               | 50,000    |   |                        |          | 50,000    |          |
| 204      | Constructii  | 710101        | 50,000           |               | 50,000    |   |                        |          | 50,000    |          |
| 205      | Învatamânt prescolar si primar (cod                        | 650203        | 1,131,900        |               | 1,131,900 |   | 287,300                | 313,300  | 348,800   | 182,500  |
| 206      | Învatamânt primar  | 65020302      | 1,131,900        |               | 1,131,900 |   | 287,300                | 313,300  | 348,800   | 182,500  |
| 207      | Sanatate (cod 66.02.06+66.02.08+66.02.50)                  | 6602          | 21,576           |               | 21,576    |   | 5,394                  | 5,394    | 5,394     | 5,394    |
| 208      | CHELTUIELILE CURENTE                                       | 01            | 21,576           |               | 21,576    |   | 5,394                  | 5,394    | 5,394     | 5,394    |
| 209      | TITLUL I. CHELTUIELI DE PERSONAL (cod                      | 10            | 19,176           |               | 19,176    |   | 4,794                  | 4,794    | 4,794     | 4,794    |
| 210      | Cheltuieli cu salariile in bani (cod 10.01.01 la 10.01.30) | 1001          | 15,000           |               | 15,000    |   | 3,750                  | 3,750    | 3,750     | 3,750    |

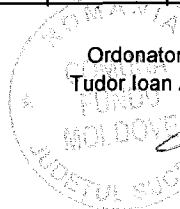
| Cod rând | Denumirea indicatorilor                                    | Cod indicator | PREVEDERI ANUALE |               |         |   | PREVEDERI TRIMESTRIALE |          |           |          |
|----------|--|---------------|------------------|---------------|---------|---|------------------------|----------|-----------|----------|
|          |  |               | Buget initial    | Influente +/- | TOTAL   | din care credite bugetare destinate stingerii platilor restante | Trim. I                | Trim. II | Trim. III | Trim. IV |
| 211      | Salarii de baza  | 100101        | 15,000           |               | 15,000  |   | 3,750                  | 3,750    | 3,750     | 3,750    |
| 212      | Contributii (cod 10.03.01 la 10.03.06)                     | 1003          | 4,176            |               | 4,176   |   | 1,044                  | 1,044    | 1,044     | 1,044    |
| 213      | Contributii de asigurari sociale de stat                   | 100301        | 3,120            |               | 3,120   |   | 780                    | 780      | 780       | 780      |
| 214      | Contributii de asigurari de somaj                          | 100302        | 80               |               | 80      |   | 20                     | 20       | 20        | 20       |
| 215      | Contributii de asigurari sociale de sanatate               | 100303        | 800              |               | 800     |   | 200                    | 200      | 200       | 200      |
| 216      | Contributii pentru asigurarile de accidente de munca       | 100304        | 32               |               | 32      |   | 8                      | 8        | 8         | 8        |
| 217      | Contributii pentru concedii si indemnizatii                | 100306        | 144              |               | 144     |   | 36                     | 36       | 36        | 36       |
| 218      | TITLUL II BUNURI SI SERVICII (cod 20.01 la 20.30)          | 20            | 2,400            |               | 2,400   |   | 600                    | 600      | 600       | 600      |
| 219      | Bunuri si servicii (cod 20.01.01 la 20.01.30)              | 2001          | 2,400            |               | 2,400   |   | 600                    | 600      | 600       | 600      |
| 220      | Carburanti si lubrifianti                                  | 200105        | 2,400            |               | 2,400   |   | 600                    | 600      | 600       | 600      |
| 221      | Servicii de sanatate publica                               | 660208        | 21,576           |               | 21,576  |   | 5,394                  | 5,394    | 5,394     | 5,394    |
| 222      | Cultura, recreere si religie (cod                          | 6702          | 171,344          | 11,000        | 182,344 | 100   | 68,836                 | 58,836   | 44,836    | 9,836    |
| 223      | CHELTUIELILE CURENTE                                       | 01            | 111,344          | 11,000        | 122,344 | 100   | 48,836                 | 18,836   | 44,836    | 9,836    |
| 224      | TITLUL I. CHELTUIELI DE PERSONAL (cod                      | 10            | 14,344           |               | 14,344  |   | 3,586                  | 3,586    | 3,586     | 3,586    |
| 225      | Cheltuieli cu salariile in bani (cod 10.01.01 la 10.01.30) | 1001          | 11,160           |               | 11,160  |   | 2,790                  | 2,790    | 2,790     | 2,790    |
| 226      | Salarii de baza  | 100101        | 11,160           |               | 11,160  |   | 2,790                  | 2,790    | 2,790     | 2,790    |
| 227      | Contributii (cod 10.03.01 la 10.03.06)                     | 1003          | 3,184            |               | 3,184   |   | 796                    | 796      | 796       | 796      |
| 228      | Contributii de asigurari sociale de stat                   | 100301        | 2,400            |               | 2,400   |   | 600                    | 600      | 600       | 600      |
| 229      | Contributii de asigurari de somaj                          | 100302        | 64               |               | 64      |   | 16                     | 16       | 16        | 16       |
| 230      | Contributii de asigurari sociale de sanatate               | 100303        | 600              |               | 600     |   | 150                    | 150      | 150       | 150      |
| 231      | Contributii pentru asigurarile de accidente de munca       | 100304        | 16               |               | 16      |   | 4                      | 4        | 4         | 4        |
| 232      | Contributii pentru concedii si indemnizatii                | 100306        | 104              |               | 104     |   | 26                     | 26       | 26        | 26       |
| 233      | TITLUL II BUNURI SI SERVICII (cod 20.01 la 20.30)          | 20            | 26,000           | 6,000         | 32,000  | 100   | 5,250                  | 10,250   | 10,250    | 6,250    |
| 234      | Bunuri si servicii (cod 20.01.01 la 20.01.30)              | 2001          | 16,000           | 4,000         | 20,000  | 100   | 4,750                  | 7,750    | 3,750     | 3,750    |
| 235      | Materiale pentru curatenie                                 | 200102        | 1,000            |               | 1,000   |   | 250                    | 250      | 250       | 250      |
| 236      | Incalzit, iluminat si forta motrice                        | 200103        | 9,000            | 3,000         | 12,000  |   | 3,000                  | 5,000    | 2,000     | 2,000    |
| 237      | Apa, canal, salubritate                                    | 200104        |                  | 1,000         | 1,000   |   |                        | 1,000    |           |          |
| 238      | Transport  | 200107        | 4,000            |               | 4,000   | 100   | 1,000                  | 1,000    | 1,000     | 1,000    |
| 239      | Alte bunuri si servicii pentru intretinere si functionare  | 200130        | 2,000            |               | 2,000   |   | 500                    | 500      | 500       | 500      |
| 240      | Reparatii curente  | 2002          | 8,000            | 2,000         | 10,000  |   |                        | 2,000    | 6,000     | 2,000    |
| 241      | Carti publicatii si materiale documentare                  | 2011          | 2,000            |               | 2,000   |   | 500                    | 500      | 500       | 500      |

| Cod rând | Denumirea indicatorilor  | Cod indicator | PREVEDERI ANUALE |               |         |   | PREVEDERI TRIMESTRIALE |          |           |          |
|----------|--|---------------|------------------|---------------|---------|---|------------------------|----------|-----------|----------|
|          |  |               | Buget initial    | Influente +/- | TOTAL   | din care credite bugetare destinate stingerii platilor restante | Trim. I                | Trim. II | Trim. III | Trim. IV |
| 242      | TITLUL X ALTE CHELTUIELI (cod 59.01 la 59.30)                  | 59            | 71,000           | 5,000         | 76,000  |   | 40,000                 | 5,000    | 31,000    |          |
| 243      | Asociatii si fundatii  | 5911          | 30,000           | 5,000         | 35,000  |   | 20,000                 | 5,000    | 10,000    |          |
| 244      | Sustinerea cultelor  | 5912          | 41,000           |               | 41,000  |   | 20,000                 |          | 21,000    |          |
| 245      | CHELTUIELI DE CAPITAL (cod 71+72+75)                           | 70            | 60,000           |               | 60,000  |   | 20,000                 | 40,000   |           |          |
| 246      | TITLUL XII ACTIVE NEFINANCIARE (cod                            | 71            | 60,000           |               | 60,000  |   | 20,000                 | 40,000   |           |          |
| 247      | Active fixe (inclusiv reparatii capitale)(cod 71.01.01 la      | 7101          | 60,000           |               | 60,000  |   | 20,000                 | 40,000   |           |          |
| 248      | Alte active fixe   | 710130        | 60,000           |               | 60,000  |   | 20,000                 | 40,000   |           |          |
| 249      | Servicii culturale (cod 67.02.03.02 la 67.02.03.30)            | 670203        | 130,344          | 11,000        | 141,344 | 100   | 48,836                 | 58,836   | 23,836    | 9,836    |
| 250      | Camine culturale   | 67020307      | 100,344          | 6,000         | 106,344 | 100   | 28,836                 | 53,836   | 13,836    | 9,836    |
| 251      | Alte servicii culturale  | 67020330      | 30,000           | 5,000         | 35,000  |   | 20,000                 | 5,000    | 10,000    |          |
| 252      | Servicii religioase  | 670206        | 41,000           |               | 41,000  |   | 20,000                 |          | 21,000    |          |
| 253      | Asigurari si asistenta sociala (cod                            | 6802          | 223,120          | 2,300         | 225,420 |   | 70,120                 | 56,600   | 45,800    | 52,900   |
| 254      | CHELTUIELILE CURENTE   | 01            | 223,120          | 2,300         | 225,420 |   | 70,120                 | 56,600   | 45,800    | 52,900   |
| 255      | TITLUL I. CHELTUIELI DE PERSONAL (cod                          | 10            | 84,526           |               | 84,526  |   | 11,750                 | 25,154   | 23,524    | 24,098   |
| 256      | Cheltuieli cu salariile in bani (cod 10.01.01 la 10.01.30)     | 1001          | 66,295           |               | 66,295  |   | 9,216                  | 19,729   | 18,450    | 18,900   |
| 257      | Salarii de baza  | 100101        | 66,295           |               | 66,295  |   | 9,216                  | 19,729   | 18,450    | 18,900   |
| 258      | Contributii (cod 10.03.01 la 10.03.06)                         | 1003          | 18,231           |               | 18,231  |   | 2,534                  | 5,425    | 5,074     | 5,198    |
| 259      | Contributii de asigurari sociale de stat                       | 100301        | 13,788           |               | 13,788  |   | 1,917                  | 4,102    | 3,838     | 3,931    |
| 260      | Contributii de asigurari de somaj                              | 100302        | 332              |               | 332     |   | 46                     | 99       | 92        | 95       |
| 261      | Contributii de asigurari sociale de sanatate                   | 100303        | 3,447            |               | 3,447   |   | 479                    | 1,026    | 959       | 983      |
| 262      | Contributii pentru asigurarile de accidente de munca           | 100304        | 100              |               | 100     |   | 14                     | 30       | 28        | 28       |
| 263      | Contributii pentru concedii si indemnizatii                    | 100306        | 564              |               | 564     |   | 78                     | 168      | 157       | 161      |
| 264      | TITLUL IX ASISTENTA SOCIALA (cod 57.02)                        | 57            | 138,594          | 2,300         | 140,894 |   | 58,370                 | 31,446   | 22,276    | 28,802   |
| 265      | Ajutoare sociale (cod 57.02.01 la 57.02.04)                    | 5702          | 138,594          | 2,300         | 140,894 |   | 58,370                 | 31,446   | 22,276    | 28,802   |
| 266      | Ajutoare sociale in numerar                                    | 570201        | 138,594          | 2,300         | 140,894 |   | 58,370                 | 31,446   | 22,276    | 28,802   |
| 267      | Asistenta sociala in caz de boli si invaliditati (cod          | 680205        | 177,000          |               | 177,000 |   | 44,300                 | 44,300   | 44,300    | 44,100   |
| 268      | Asistenta sociala in caz de invaliditate                       | 68020502      | 177,000          |               | 177,000 |   | 44,300                 | 44,300   | 44,300    | 44,100   |
| 269      | Prevenirea excluderii sociale (cod                             | 680215        | 46,120           | 1,300         | 47,420  |   | 25,820                 | 11,300   | 1,500     | 8,800    |
| 270      | Ajutor social  | 68021501      | 46,120           | 1,300         | 47,420  |   | 25,820                 | 11,300   | 1,500     | 8,800    |
| 271      | Alte cheltuieli in domeniul asigurarilor si asistentei sociale | 680250        |                  | 1,000         | 1,000   |   |                        | 1,000    |           |          |
| 272      | Partea a IV-a SERVICII SI DEZVOLTARE PUBLICA,                  | 6902          | 584,856          | 5,000         | 589,856 | 170,201   | 256,456                | 147,000  | 159,400   | 27,000   |

| Cod rând | Denumirea indicatorilor                                   | Cod indicator | PREVEDERI ANUALE |               |         |   | PREVEDERI TRIMESTRIALE |          |           |          |
|----------|---|---------------|------------------|---------------|---------|---|------------------------|----------|-----------|----------|
|          |   |               | Buget initial    | Influente +/- | TOTAL   | din care credite bugetare destinate stingerii platilor restante | Trim. I                | Trim. II | Trim. III | Trim. IV |
| 273      | Locuinte, servicii si dezvoltare publica (cod             | 7002          | 270,000          | 5,000         | 275,000 | 15,746  | 80,000                 | 125,000  | 65,000    | 5,000    |
| 274      | CHELTUIELILE CURENTE                                      | 01            | 70,000           | 5,000         | 75,000  | 5,000   | 30,000                 | 25,000   | 15,000    | 5,000    |
| 275      | TITLUL II BUNURI SI SERVICII (cod 20.01 la 20.30)         | 20            | 70,000           | 5,000         | 75,000  | 5,000   | 30,000                 | 25,000   | 15,000    | 5,000    |
| 276      | Bunuri si servicii (cod 20.01.01 la 20.01.30)             | 2001          | 70,000           | 5,000         | 75,000  | 5,000   | 30,000                 | 25,000   | 15,000    | 5,000    |
| 277      | Incalzit, iluminat si forta motrice                       | 200103        | 70,000           | 5,000         | 75,000  | 5,000   | 30,000                 | 25,000   | 15,000    | 5,000    |
| 278      | CHELTUIELI DE CAPITAL (cod 71+72+75)                      | 70            | 200,000          |               | 200,000 | 10,746  | 50,000                 | 100,000  | 50,000    |          |
| 279      | TITLUL XII ACTIVE NEFINANCIARE (cod                       | 71            | 200,000          |               | 200,000 | 10,746  | 50,000                 | 100,000  | 50,000    |          |
| 280      | Active fixe (inclusiv reparatii capitale)(cod 71.01.01 la | 7101          | 200,000          |               | 200,000 | 10,746  | 50,000                 | 100,000  | 50,000    |          |
| 281      | Constructii   | 710101        | 50,000           |               | 50,000  | 10,746  |                        |          | 50,000    |          |
| 282      | Alte active fixe  | 710130        | 150,000          |               | 150,000 |   | 50,000                 | 100,000  |           |          |
| 283      | Alimentare cu apa si amenajari hidrotehnice (cod          | 700205        | 50,000           |               | 50,000  | 10,746  |                        |          | 50,000    |          |
| 285      | Amenajari hidrotehnice                                    | 70020502      | 50,000           |               | 50,000  |   |                        |          | 50,000    |          |
| 286      | Iluminat public si electrificari rurale                   | 700206        | 220,000          | 5,000         | 225,000 | 5,000   | 80,000                 | 125,000  | 15,000    | 5,000    |
| 287      | Protectia mediului (cod 74.02.03+74.02.05+74.02.06)       | 7402          | 314,856          |               | 314,856 | 154,455   | 176,456                | 22,000   | 94,400    | 22,000   |
| 288      | CHELTUIELILE CURENTE                                      | 01            | 160,400          |               | 160,400 |   | 22,000                 | 22,000   | 94,400    | 22,000   |
| 289      | TITLUL II BUNURI SI SERVICII (cod 20.01 la 20.30)         | 20            | 88,000           |               | 88,000  |   | 22,000                 | 22,000   | 22,000    | 22,000   |
| 290      | Bunuri si servicii (cod 20.01.01 la 20.01.30)             | 2001          | 8,000            |               | 8,000   |   | 2,000                  | 2,000    | 2,000     | 2,000    |
| 291      | Alte bunuri si servicii pentru intretinere si functionare | 200130        | 8,000            |               | 8,000   |   | 2,000                  | 2,000    | 2,000     | 2,000    |
| 292      | Alte cheltuieli (cod 20.30.01 la 20.30.30)                | 2030          | 80,000           |               | 80,000  |   | 20,000                 | 20,000   | 20,000    | 20,000   |
| 293      | Alte cheltuieli cu bunuri si servicii                     | 203030        | 80,000           |               | 80,000  |   | 20,000                 | 20,000   | 20,000    | 20,000   |
| 294      | TITLUL VII ALTE TRANSFERURI (cod 55.01)                   | 55            | 72,400           |               | 72,400  |   |                        |          | 72,400    |          |
| 295      | A. Transferuri interne (cod 55.01.03+55.01.08 la          | 5501          | 72,400           |               | 72,400  |   |                        |          | 72,400    |          |
| 296      | Programe de dezvoltare                                    | 550113        | 72,400           |               | 72,400  |   |                        |          | 72,400    |          |
| 297      | CHELTUIELI DE CAPITAL (cod 71+72+75)                      | 70            | 154,456          |               | 154,456 | 154,455   | 154,456                |          |           |          |
| 298      | TITLUL XII ACTIVE NEFINANCIARE (cod                       | 71            | 154,456          |               | 154,456 | 154,455   | 154,456                |          |           |          |
| 299      | Active fixe (inclusiv reparatii capitale)(cod 71.01.01 la | 7101          | 154,456          |               | 154,456 | 154,455   | 154,456                |          |           |          |
| 300      | Alte active fixe  | 710130        | 154,456          |               | 154,456 | 154,455   | 154,456                |          |           |          |
| 301      | Salubritate si gestiunea deseurilor (cod                  | 740205        | 314,856          |               | 314,856 | 154,455   | 176,456                | 22,000   | 94,400    | 22,000   |
| 302      | Salubritate   | 74020501      | 242,456          |               | 242,456 | 154,455   | 176,456                | 22,000   | 22,000    | 22,000   |
| 303      | Colectarea, tratarea si distrugerea deseurilor            | 74020502      | 72,400           |               | 72,400  |   |                        |          | 72,400    |          |
| 304      | Partea a V-a ACTIUNI ECONOMICE (cod                       | 7902          | 460,000          |               | 460,000 | 394,243   | 40,000                 | 170,000  | 60,000    | 190,000  |

| Cod rând | Denumirea indicatorilor                                   | Cod indicator | PREVEDERI ANUALE |               |          |   | PREVEDERI TRIMESTRIALE |          |           |          |
|----------|---|---------------|------------------|---------------|----------|---|------------------------|----------|-----------|----------|
|          |   |               | Buget initial    | Influente +/- | TOTAL    | din care credite bugetare destinate stingerii platilor restante | Trim. I                | Trim. II | Trim. III | Trim. IV |
| 305      | Actiuni generale economice, comerciale si de munca        | 8002          | 60,000           |               | 60,000   | 369,699   | 10,000                 | 10,000   | 20,000    | 20,000   |
| 306      | CHELTUIELILE CURENTE                                      | 01            | 60,000           |               | 60,000   | 369,699   | 10,000                 | 10,000   | 20,000    | 20,000   |
| 307      | TITLUL II BUNURI SI SERVICII (cod 20.01 la 20.30)         | 20            | 60,000           |               | 60,000   | 369,699   | 10,000                 | 10,000   | 20,000    | 20,000   |
| 308      | Prevenirea si combaterea inundatiilor si ingheturilor     | 2023          | 60,000           |               | 60,000   | 369,699   | 10,000                 | 10,000   | 20,000    | 20,000   |
| 309      | Actiuni generale economice si comerciale (cod             | 800201        | 60,000           |               | 60,000   | 369,699   | 10,000                 | 10,000   | 20,000    | 20,000   |
| 310      | Prevenire si combatere inundatii si gheturi               | 80020106      | 60,000           |               | 60,000   | 369,699   | 10,000                 | 10,000   | 20,000    | 20,000   |
| 311      | Transporturi (cod 84.02.03+84.02.06+84.02.50)             | 8402          | 400,000          |               | 400,000  | 24,544  | 30,000                 | 160,000  | 40,000    | 170,000  |
| 312      | CHELTUIELILE CURENTE                                      | 01            | 80,000           |               | 80,000   |   | 20,000                 | 20,000   | 20,000    | 20,000   |
| 313      | TITLUL II BUNURI SI SERVICII (cod 20.01 la 20.30)         | 20            | 80,000           |               | 80,000   |   | 20,000                 | 20,000   | 20,000    | 20,000   |
| 314      | Reparatii curente   | 2002          | 80,000           |               | 80,000   |   | 20,000                 | 20,000   | 20,000    | 20,000   |
| 315      | CHELTUIELI DE CAPITAL (cod 71+72+75)                      | 70            | 320,000          |               | 320,000  | 24,544  | 10,000                 | 140,000  | 20,000    | 150,000  |
| 316      | TITLUL XII ACTIVE NEFINANCIARE (cod                       | 71            | 320,000          |               | 320,000  | 24,544  | 10,000                 | 140,000  | 20,000    | 150,000  |
| 317      | Active fixe (inclusiv reparatii capitale)(cod 71.01.01 la | 7101          | 320,000          |               | 320,000  | 24,544  | 10,000                 | 140,000  | 20,000    | 150,000  |
| 318      | Constructii   | 710101        | 60,000           |               | 60,000   | 24,544  |                        | 40,000   | 20,000    |          |
| 319      | Alte active fixe  | 710130        | 260,000          |               | 260,000  |   | 10,000                 | 100,000  |           | 150,000  |
| 320      | Transport rutier (cod 84.02.03.01 la 84.02.03.03)         | 840203        | 400,000          |               | 400,000  | 24,544  | 30,000                 | 160,000  | 40,000    | 170,000  |
| 321      | Drumuri si poduri   | 84020301      | 400,000          |               | 400,000  | 24,544  | 30,000                 | 160,000  | 40,000    | 170,000  |
| 322      | EXCEDENT  | 9802          | -450,537         |               | -450,537 | -564,544  | -98,273                | -147,613 | -186,617  | -18,034  |

Ordonator principal de credite,  
Tudor Ioan ZDROB



Contabil sef,  
Radu BURDUHOS

**BUGETUL LOCAL DETALIAT LA VENITURI PE CAPITOLE SI SUBCAPITOLE SI LA CHELTUIELI PE CAPITOLE,  
 TITLURI, ARTICOLE DE CHELTUIELI, SUBCAPITOLE SI PARAGRAFE  
 COMUNA FUNDU MOLDOVEI, RECTIFICARE 23-04-2012 / 2012**

| Cod rând | Denumirea indicatorilor                                  | Cod indicator | PREVEDERI ANUALE |               |           |   | PREVEDERI TRIMESTRIALE |          |           |          |
|----------|--|---------------|------------------|---------------|-----------|---|------------------------|----------|-----------|----------|
|          |  |               | Buget initial    | Influente +/- | TOTAL     | din care credite bugetare destinate stingerii platilor restante | Trim. I                | Trim. II | Trim. III | Trim. IV |
| 1        | VENITURILE SECTIUNII DE FUNCTIONARE (cod                 | 000102        | 2,283,442        | 50,800        | 2,334,242 |   | 637,276                | 634,255  | 606,456   | 456,255  |
| 2        | VENITURI PROPRII (00.02-11.02-37.02+00.16)               | 4802          | 1,204,655        | 50,800        | 1,255,455 |   | 371,065                | 359,648  | 233,745   | 290,997  |
| 3        | I. VENITURI CURENTE (cod 00.03+00.12)                    | 0002          | 2,224,266        | 50,800        | 2,275,066 |   | 608,482                | 620,961  | 601,662   | 443,961  |
| 4        | A. VENITURI FISCALE (cod 00.04+00.09+00.10+00.11)        | 0003          | 2,374,282        | 50,800        | 2,425,082 |   | 666,365                | 679,945  | 569,145   | 509,627  |
| 5        | A1. IMPOZIT PE VENIT, PROFIT SI CASTIGURI DIN            | 0004          | 416,832          |               | 416,832   |   | 111,645                | 101,645  | 101,645   | 101,897  |
| 6        | A1.2. IMPOZIT PE VENIT, PROFIT, SI CASTIGURI DIN         | 0006          | 416,832          |               | 416,832   |   | 111,645                | 101,645  | 101,645   | 101,897  |
| 7        | Impozit pe venit (cod 03.02.17+03.02.18)                 | 0302          | 10,580           |               | 10,580    |   | 2,645                  | 2,645    | 2,645     | 2,645    |
| 8        | Impozitul pe veniturile din transferul proprietatilor    | 030218        | 10,580           |               | 10,580    |   | 2,645                  | 2,645    | 2,645     | 2,645    |
| 9        | Cote si sume defalcate din impozitul pe venit (cod       | 0402          | 406,252          |               | 406,252   |   | 109,000                | 99,000   | 99,000    | 99,252   |
| 10       | Cote defalcate din impozitul pe venit                    | 040201        | 256,000          |               | 256,000   |   | 64,000                 | 64,000   | 64,000    | 64,000   |
| 11       | Sume alocate din cotele defalcate din impozitul pe venit | 040204        | 150,252          |               | 150,252   |   | 45,000                 | 35,000   | 35,000    | 35,252   |
| 12       | A3. IMPOZITE SI TAXE PE PROPRIETATE (cod 07.02)          | 0009          | 353,120          | 42,800        | 395,920   |   | 128,020                | 133,500  | 45,700    | 88,700   |
| 13       | Impozite si taxe pe proprietate (cod                     | 0702          | 353,120          | 42,800        | 395,920   |   | 128,020                | 133,500  | 45,700    | 88,700   |
| 14       | Impozit si taxa pe cladiri (cod 07.02.01.01+07.02.01.02) | 070201        | 86,000           | 8,000         | 94,000    |   | 33,500                 | 31,500   | 13,500    | 15,500   |
| 15       | Impozit pe cladiri de la persoane fizice *)              | 07020101      | 52,000           |               | 52,000    |   | 25,000                 | 15,000   | 5,000     | 7,000    |
| 16       | Impozit si taxa pe cladiri de la persoane juridice *)    | 07020102      | 34,000           | 8,000         | 42,000    |   | 8,500                  | 16,500   | 8,500     | 8,500    |
| 17       | Impozit si taxa pe teren (cod                            | 070202        | 267,120          | 34,800        | 301,920   |   | 94,520                 | 102,000  | 32,200    | 73,200   |
| 18       | Impozit pe terenuri de la persoane fizice *)             | 07020201      | 38,000           | 5,000         | 43,000    |   | 12,000                 | 15,000   | 5,000     | 11,000   |
| 19       | Impozit si taxa pe teren de la persoane juridice *)      | 07020202      | 8,800            | 1,800         | 10,600    |   | 2,200                  | 4,000    | 2,200     | 2,200    |
| 20       | Impozitul pe terenul din extravilan *)                   | 07020203      | 220,320          | 28,000        | 248,320   |   | 80,320                 | 83,000   | 25,000    | 60,000   |
| 21       | A4. IMPOZITE SI TAXE PE BUNURI SI SERVICII (cod          | 0010          | 1,604,330        | 8,000         | 1,612,330 |   | 426,700                | 444,800  | 421,800   | 319,030  |
| 22       | Sume defalcate din TVA (cod                              | 1102          | 1,445,930        |               | 1,445,930 |   | 373,600                | 393,700  | 393,700   | 284,930  |
| 23       | Sume defalcate din taxa pe valoarea adaugata pentru      | 110202        | 1,132,800        |               | 1,132,800 |   | 310,900                | 310,900  | 310,900   | 200,100  |
| 24       | Sume defalcate din taxa pe valoarea adaugata pentru      | 110206        | 313,130          |               | 313,130   |   | 62,700                 | 82,800   | 82,800    | 84,830   |

| Cod rând | Denumirea indicatorilor  | Cod indicator | PREVEDERI ANUALE |               |           |   | PREVEDERI TRIMESTRIALE |          |           |          |
|----------|--|---------------|------------------|---------------|-----------|---|------------------------|----------|-----------|----------|
|          |  |               | Buget initial    | Influente +/- | TOTAL     | din care credite bugetare destinate stingerii platilor restante | Trim. I                | Trim. II | Trim. III | Trim. IV |
| 25       | Taxe pe utilizarea bunurilor, autorizarea utilizarii bunurilor | 1602          | 158,400          | 8,000         | 166,400   |   | 53,100                 | 51,100   | 28,100    | 34,100   |
| 26       | Impozit pe mijloacele de transport (cod                        | 160202        | 138,000          | 8,000         | 146,000   |   | 48,000                 | 46,000   | 23,000    | 29,000   |
| 27       | Impozit pe mijloacele de transport detinute de persoane        | 16020201      | 106,000          | 4,000         | 110,000   |   | 40,000                 | 34,000   | 15,000    | 21,000   |
| 28       | Impozit pe mijloacele de transport detinute de persoane        | 16020202      | 32,000           | 4,000         | 36,000    |   | 8,000                  | 12,000   | 8,000     | 8,000    |
| 29       | Taxe si tarife pentru eliberarea de licente si autorizatii de  | 160203        | 20,000           |               | 20,000    |   | 5,000                  | 5,000    | 5,000     | 5,000    |
| 30       | Alte taxe pe utilizarea bunurilor, autorizarea utilizarii      | 160250        | 400              |               | 400       |   | 100                    | 100      | 100       | 100      |
| 31       | C. VENITURI NEFISCALE (cod 00.13+00.14)                        | 0012          | -150,016         |               | -150,016  |   | -57,883                | -58,984  | 32,517    | -65,666  |
| 32       | C1. VENITURI DIN PROPRIETATE (cod 30.02+31.02)                 | 0013          | 18,000           |               | 18,000    |   | 4,500                  | 4,500    | 4,500     | 4,500    |
| 33       | Venituri din proprietate (cod                                  | 3002          | 18,000           |               | 18,000    |   | 4,500                  | 4,500    | 4,500     | 4,500    |
| 34       | Venituri din concesiuni si inchirieri                          | 300205        | 18,000           |               | 18,000    |   | 4,500                  | 4,500    | 4,500     | 4,500    |
| 35       | C2. VANZARI DE BUNURI SI SERVICII (cod                         | 0014          | -168,016         |               | -168,016  |   | -62,383                | -63,484  | 28,017    | -70,166  |
| 36       | Venituri din prestari de servicii si alte activitati (cod      | 3302          | 115,103          |               | 115,103   |   | 25,000                 | 30,103   | 30,000    | 30,000   |
| 37       | Alte venituri din prestari de servicii si alte activitati      | 330250        | 115,103          |               | 115,103   |   | 25,000                 | 30,103   | 30,000    | 30,000   |
| 38       | Venituri din taxe administrative, eliberari permise (cod       | 3402          | 7,200            |               | 7,200     |   | 1,800                  | 1,800    | 1,800     | 1,800    |
| 39       | Taxe extrajudiciare de timbru                                  | 340202        | 7,200            |               | 7,200     |   | 1,800                  | 1,800    | 1,800     | 1,800    |
| 40       | Amenzi, penalitati si confiscari (cod 35.02.01 la              | 3502          | 48,000           |               | 48,000    |   | 12,000                 | 12,000   | 12,000    | 12,000   |
| 41       | Venituri din amenzi si alte sanctiuni aplicate potrivit        | 350201        | 48,000           |               | 48,000    |   | 12,000                 | 12,000   | 12,000    | 12,000   |
| 42       | Diverse venituri (cod  | 3602          | 88,000           |               | 88,000    |   | 35,000                 | 25,000   | 10,000    | 18,000   |
| 43       | Alte venituri  | 360250        | 88,000           |               | 88,000    |   | 35,000                 | 25,000   | 10,000    | 18,000   |
| 44       | Transferuri voluntare, altele decat subventiile (cod           | 3702          | -426,319         |               | -426,319  |   | -136,183               | -132,387 | -25,783   | -131,966 |
| 45       | Varsaminte din sectiunea de functionare pentru finantarea      | 370203        | -426,319         |               | -426,319  |   | -136,183               | -132,387 | -25,783   | -131,966 |
| 46       | IV. SUBVENTII (cod 00.18)                                      | 0017          | 59,176           |               | 59,176    |   | 28,794                 | 13,294   | 4,794     | 12,294   |
| 47       | SUBVENTII DE LA ALTE NIVELE ALE ADMINISTRATIEI                 | 0018          | 59,176           |               | 59,176    |   | 28,794                 | 13,294   | 4,794     | 12,294   |
| 48       | Subventii de la bugetul de stat (cod                           | 4202          | 59,176           |               | 59,176    |   | 28,794                 | 13,294   | 4,794     | 12,294   |
| 49       | Subventii pentru acordarea ajutorului pentru incalzirea        | 420234        | 40,000           |               | 40,000    |   | 24,000                 | 8,500    |           | 7,500    |
| 50       | Subventii din bugetul de stat pentru finantarea sanatatii      | 420241        | 19,176           |               | 19,176    |   | 4,794                  | 4,794    | 4,794     | 4,794    |
| 51       | CHELTUIELILE SECTIUNII DE FUNCTIONARE (cod                     | 4902          | 2,283,442        | 50,800        | 2,334,242 | 374,799   | 637,276                | 634,255  | 606,456   | 456,255  |
| 52       | Partea I-a SERVICII PUBLICE GENERALE (cod                      | 5002          | 2,283,442        | 50,800        | 2,334,242 | 374,799   | 637,276                | 634,255  | 606,456   | 456,255  |
| 53       | CHELTUIELILE CURENTE   | 01            | 2,355,842        | 50,800        | 2,406,642 | 374,799   | 637,276                | 634,255  | 678,856   | 456,255  |
| 54       | TITLUL I. CHELTUIELI DE PERSONAL (cod                          | 10            | 1,324,448        | 4,500         | 1,328,948 |   | 349,306                | 367,209  | 361,080   | 251,353  |
| 55       | Cheltuieli cu salariile in bani (cod 10.01.01 la 10.01.30)     | 1001          | 1,031,995        | 3,500         | 1,035,495 |   | 264,516                | 283,829  | 278,050   | 209,100  |



| Cod rând | Denumirea indicatorilor                                   | Cod indicator | PREVEDERI ANUALE |               |         |   | PREVEDERI TRIMESTRIALE |          |           |          |
|----------|---|---------------|------------------|---------------|---------|---|------------------------|----------|-----------|----------|
|          |   |               | Buget initial    | Influente +/- | TOTAL   | din care credite bugetare destinate stingerii platilor restante | Trim. I                | Trim. II | Trim. III | Trim. IV |
| 56       | Salarii de baza   | 100101        | 880,555          | 1,000         | 881,555 |   | 219,156                | 235,469  | 250,690   | 176,240  |
| 57       | Alte sporuri  | 100106        | 10,840           |               | 10,840  |   | 2,960                  | 2,960    | 2,460     | 2,460    |
| 58       | Indemnizatii platite unor persoane din afara unitatii     | 100112        | 25,200           | 2,500         | 27,700  |   | 6,300                  | 8,800    | 6,300     | 6,300    |
| 59       | Indemnizatii de delegare                                  | 100113        | 4,000            |               | 4,000   |   | 1,000                  | 1,000    | 1,000     | 1,000    |
| 60       | Alte drepturi salariale in bani                           | 100130        | 38,000           |               | 38,000  |   | 9,500                  | 9,500    | 9,500     | 9,500    |
| 61       | Contributii (cod 10.03.01 la 10.03.06)                    | 1003          | 292,453          | 1,000         | 293,453 |   | 84,790                 | 83,380   | 83,030    | 42,253   |
| 62       | Contributii de asigurari sociale de stat                  | 100301        | 221,308          | 1,000         | 222,308 |   | 63,922                 | 63,607   | 62,343    | 32,436   |
| 63       | Contributii de asigurari de somaj                         | 100302        | 5,688            |               | 5,688   |   | 1,585                  | 1,738    | 1,731     | 634      |
| 64       | Contributii de asigurari sociale de sanatate              | 100303        | 60,787           |               | 60,787  |   | 18,114                 | 16,761   | 17,694    | 8,218    |
| 65       | Contributii pentru asigurarile de accidente de munca      | 100304        | 1,858            |               | 1,858   |   | 529                    | 544      | 543       | 242      |
| 66       | Contributii pentru concedii si indemnizatii               | 100306        | 2,812            |               | 2,812   |   | 640                    | 730      | 719       | 723      |
| 67       | TITLUL II BUNURI SI SERVICII (cod 20.01 la 20.30)         | 20            | 733,400          | 39,000        | 772,400 | 374,799   | 185,600                | 226,600  | 188,100   | 172,100  |
| 68       | Bunuri si servicii (cod 20.01.01 la 20.01.30)             | 2001          | 342,900          | 19,500        | 362,400 | 5,100   | 91,100                 | 107,600  | 84,600    | 79,100   |
| 69       | Furnituri de birou  | 200101        | 19,000           | 1,000         | 20,000  |   | 6,000                  | 5,000    | 4,500     | 4,500    |
| 70       | Materiale pentru curatenie                                | 200102        | 9,000            |               | 9,000   |   | 2,750                  | 1,750    | 2,250     | 2,250    |
| 71       | Incalzit, iluminat si forta motrice                       | 200103        | 134,000          | 11,500        | 145,500 | 5,000   | 41,750                 | 46,250   | 34,750    | 22,750   |
| 72       | Apa, canal, salubritate                                   | 200104        | 1,000            | 1,500         | 2,500   |   | 250                    | 1,750    | 250       | 250      |
| 73       | Carburanti si lubrifianti                                 | 200105        | 36,400           | 2,000         | 38,400  |   | 8,850                  | 11,850   | 8,850     | 8,850    |
| 74       | Piese de schimb   | 200106        | 21,000           |               | 21,000  |   | 7,500                  | 4,500    | 4,500     | 4,500    |
| 75       | Transport   | 200107        | 4,000            |               | 4,000   | 100   | 1,000                  | 1,000    | 1,000     | 1,000    |
| 76       | Posta, telecomunicatii, radio, televizor, internet        | 200108        | 21,000           | 1,500         | 22,500  |   | 5,000                  | 6,500    | 5,500     | 5,500    |
| 77       | Materiale si prestari de servicii cu caracter functional  | 200109        | 64,000           | 2,000         | 66,000  |   | 12,000                 | 19,000   | 17,000    | 18,000   |
| 78       | Alte bunuri si servicii pentru intretinere si functionare | 200130        | 33,500           |               | 33,500  |   | 6,000                  | 10,000   | 6,000     | 11,500   |
| 79       | Reparatii curente   | 2002          | 128,000          | 17,000        | 145,000 |   | 38,000                 | 39,000   | 38,000    | 30,000   |
| 80       | Deplasari, detasari, transferari (cod 20.06.01+20.06.02)  | 2006          | 40,000           |               | 40,000  |   | 12,500                 | 11,500   | 7,500     | 8,500    |
| 81       | Deplasari interne, detasari, transferari                  | 200601        | 40,000           |               | 40,000  |   | 12,500                 | 11,500   | 7,500     | 8,500    |
| 82       | Carti publicatii si materiale documentare                 | 2011          | 8,500            |               | 8,500   |   | 500                    | 5,500    | 500       | 2,000    |
| 83       | Consultanta si epertiza                                   | 2012          | 27,000           |               | 27,000  |   | 6,000                  | 7,000    | 8,000     | 6,000    |
| 84       | Pregatire profesionala                                    | 2013          | 5,000            |               | 5,000   |   |                        | 2,000    | 3,000     |          |
| 85       | Protectia muncii  | 2014          | 6,000            |               | 6,000   |   | 1,500                  | 1,500    | 1,500     | 1,500    |
| 86       | Prevenirea si combaterea inundatiilor si ingheturilor     | 2023          | 60,000           |               | 60,000  | 369,699   | 10,000                 | 10,000   | 20,000    | 20,000   |

| Cod rând | Denumirea indicatorilor  | Cod indicator | PREVEDERI ANUALE |               |         |   | PREVEDERI TRIMESTRIALE |          |           |          |
|----------|--|---------------|------------------|---------------|---------|---|------------------------|----------|-----------|----------|
|          |  |               | Buget initial    | Influente +/- | TOTAL   | din care credite bugetare destinate stingerii platilor restante | Trim. I                | Trim. II | Trim. III | Trim. IV |
| 87       | Cheltuieli judiciare si extrajudiciare derivate din actiuni in | 2025          | 2,000            |               | 2,000   |   | 500                    | 500      | 500       | 500      |
| 88       | Alte cheltuieli (cod 20.30.01 la 20.30.30)                     | 2030          | 114,000          | 2,500         | 116,500 |   | 25,500                 | 42,000   | 24,500    | 24,500   |
| 89       | Reclama si publicitate   | 203001        | 5,000            | 2,500         | 7,500   |   | 2,000                  | 3,500    | 1,000     | 1,000    |
| 90       | Prime de asigurare non-viata                                   | 203003        | 4,000            |               | 4,000   |   | 1,000                  | 1,000    | 1,000     | 1,000    |
| 91       | Alte cheltuieli cu bunuri si servicii                          | 203030        | 105,000          |               | 105,000 |   | 22,500                 | 37,500   | 22,500    | 22,500   |
| 92       | TITLUL V FONDURI DE REZERVA (cod 50.01 la 50.04)               | 50            | 4,000            |               | 4,000   |   | 1,000                  | 1,000    | 1,000     | 1,000    |
| 93       | Fond de rezerva bugetara la dispozitia autoritatilor locale    | 5004          | 4,000            |               | 4,000   |   | 1,000                  | 1,000    | 1,000     | 1,000    |
| 94       | TITLUL IX ASISTENTA SOCIALA (cod 57.02)                        | 57            | 138,594          | 2,300         | 140,894 |   | 58,370                 | 31,446   | 22,276    | 28,802   |
| 95       | Ajutoare sociale (cod 57.02.01 la 57.02.04)                    | 5702          | 138,594          | 2,300         | 140,894 |   | 58,370                 | 31,446   | 22,276    | 28,802   |
| 96       | Ajutoare sociale in numerar                                    | 570201        | 138,594          | 2,300         | 140,894 |   | 58,370                 | 31,446   | 22,276    | 28,802   |
| 97       | TITLUL X ALTE CHELTUIELI (cod 59.01 la 59.30)                  | 59            | 83,000           | 5,000         | 88,000  |   | 43,000                 | 8,000    | 34,000    | 3,000    |
| 98       | Burse  | 5901          | 12,000           |               | 12,000  |   | 3,000                  | 3,000    | 3,000     | 3,000    |
| 99       | Asociatii si fundatii  | 5911          | 30,000           | 5,000         | 35,000  |   | 20,000                 | 5,000    | 10,000    |          |
| 100      | Sustinerea cultelor  | 5912          | 41,000           |               | 41,000  |   | 20,000                 |          | 21,000    |          |
| 101      | Autoritati publice si actiuni externe (cod 51.02.01)           | 5102          | 534,002          | 30,000        | 564,002 |   | 140,626                | 157,625  | 131,626   | 134,125  |
| 102      | CHELTUIELILE CURENTE   | 01            | 534,002          | 30,000        | 564,002 |   | 140,626                | 157,625  | 131,626   | 134,125  |
| 103      | TITLUL I. CHELTUIELI DE PERSONAL (cod                          | 10            | 327,502          | 4,500         | 332,002 |   | 81,876                 | 86,375   | 81,876    | 81,875   |
| 104      | Cheltuieli cu salariile in bani (cod 10.01.01 la 10.01.30)     | 1001          | 261,440          | 3,500         | 264,940 |   | 65,360                 | 68,860   | 65,360    | 65,360   |
| 105      | Salarii de baza  | 100101        | 230,400          | 1,000         | 231,400 |   | 57,600                 | 58,600   | 57,600    | 57,600   |
| 106      | Alte sporuri   | 100106        | 3,840            |               | 3,840   |   | 960                    | 960      | 960       | 960      |
| 107      | Indemnizatii platite unor persoane din afara unitatii          | 100112        | 25,200           | 2,500         | 27,700  |   | 6,300                  | 8,800    | 6,300     | 6,300    |
| 108      | Indemnizatii de delegare                                       | 100113        | 2,000            |               | 2,000   |   | 500                    | 500      | 500       | 500      |
| 109      | Contributii (cod 10.03.01 la 10.03.06)                         | 1003          | 66,062           | 1,000         | 67,062  |   | 16,516                 | 17,515   | 16,516    | 16,515   |
| 110      | Contributii de asigurari sociale de stat                       | 100301        | 48,500           | 1,000         | 49,500  |   | 12,125                 | 13,125   | 12,125    | 12,125   |
| 111      | Contributii de asigurari de somaj                              | 100302        | 1,612            |               | 1,612   |   | 403                    | 403      | 403       | 403      |
| 112      | Contributii de asigurari sociale de sanatate                   | 100303        | 13,540           |               | 13,540  |   | 3,385                  | 3,385    | 3,385     | 3,385    |
| 113      | Contributii pentru asigurarile de accidente de munca           | 100304        | 410              |               | 410     |   | 103                    | 102      | 103       | 102      |
| 114      | Contributii pentru concedii si indemnizatii                    | 100306        | 2,000            |               | 2,000   |   | 500                    | 500      | 500       | 500      |
| 115      | TITLUL II BUNURI SI SERVICII (cod 20.01 la 20.30)              | 20            | 206,500          | 25,500        | 232,000 |   | 58,750                 | 71,250   | 49,750    | 52,250   |
| 116      | Bunuri si servicii (cod 20.01.01 la 20.01.30)                  | 2001          | 122,000          | 8,000         | 130,000 |   | 30,750                 | 36,750   | 28,750    | 33,750   |
| 117      | Furnituri de birou   | 200101        | 12,000           | 1,000         | 13,000  |   | 4,000                  | 3,500    | 2,500     | 3,000    |

| Cod rând | Denumirea indicatorilor  | Cod indicator | PREVEDERI ANUALE |               |         |   | PREVEDERI TRIMESTRIALE |          |           |          |
|----------|--|---------------|------------------|---------------|---------|---|------------------------|----------|-----------|----------|
|          |  |               | Buget initial    | Influente +/- | TOTAL   | din care credite bugetare destinate stingerii platilor restante | Trim. I                | Trim. II | Trim. III | Trim. IV |
| 118      | Materiale pentru curatenie                                     | 200102        | 3,000            |               | 3,000   |   | 1,000                  | 500      | 500       | 1,000    |
| 119      | Incalzit, iluminat si forta motrice                            | 200103        | 12,000           | 2,000         | 14,000  |   | 3,000                  | 4,000    | 2,000     | 5,000    |
| 120      | Apa, canal, salubritate  | 200104        | 1,000            | 500           | 1,500   |   | 250                    | 750      | 250       | 250      |
| 121      | Carburanti si lubrifianti                                      | 200105        | 6,000            | 1,000         | 7,000   |   | 1,500                  | 2,500    | 1,500     | 1,500    |
| 122      | Piese de schimb  | 200106        | 10,000           |               | 10,000  |   | 2,500                  | 2,500    | 2,500     | 2,500    |
| 123      | Posta, telecomunicatii, radio, televizor, internet             | 200108        | 14,000           | 1,500         | 15,500  |   | 3,500                  | 5,000    | 3,500     | 3,500    |
| 124      | Materiale si prestari de servicii cu caracter functional       | 200109        | 52,000           | 2,000         | 54,000  |   | 12,000                 | 15,000   | 13,000    | 14,000   |
| 125      | Alte bunuri si servicii pentru intretinere si functionare      | 200130        | 12,000           |               | 12,000  |   | 3,000                  | 3,000    | 3,000     | 3,000    |
| 126      | Reparatii curente  | 2002          | 20,000           | 15,000        | 35,000  |   | 13,000                 | 17,000   | 2,000     | 3,000    |
| 127      | Deplasari, detasari, transferari (cod 20.06.01+20.06.02)       | 2006          | 10,000           |               | 10,000  |   | 2,500                  | 2,500    | 2,500     | 2,500    |
| 128      | Deplasari interne, detasari, transferari                       | 200601        | 10,000           |               | 10,000  |   | 2,500                  | 2,500    | 2,500     | 2,500    |
| 129      | Carti publicatii si materiale documentare                      | 2011          | 1,500            |               | 1,500   |   |                        |          |           | 1,500    |
| 130      | Consultanta si epertiza  | 2012          | 27,000           |               | 27,000  |   | 6,000                  | 7,000    | 8,000     | 6,000    |
| 131      | Pregatire profesionala   | 2013          | 3,000            |               | 3,000   |   |                        |          | 3,000     |          |
| 132      | Protectia muncii   | 2014          | 2,000            |               | 2,000   |   | 500                    | 500      | 500       | 500      |
| 133      | Cheltuieli judiciare si extrajudiciare derivate din actiuni in | 2025          | 2,000            |               | 2,000   |   | 500                    | 500      | 500       | 500      |
| 134      | Alte cheltuieli (cod 20.30.01 la 20.30.30)                     | 2030          | 19,000           | 2,500         | 21,500  |   | 5,500                  | 7,000    | 4,500     | 4,500    |
| 135      | Reclama si publicitate   | 203001        | 5,000            | 2,500         | 7,500   |   | 2,000                  | 3,500    | 1,000     | 1,000    |
| 136      | Prime de asigurare non-viata                                   | 203003        | 4,000            |               | 4,000   |   | 1,000                  | 1,000    | 1,000     | 1,000    |
| 137      | Alte cheltuieli cu bunuri si servicii                          | 203030        | 10,000           |               | 10,000  |   | 2,500                  | 2,500    | 2,500     | 2,500    |
| 138      | Autoritati executive si legislative (cod 51.02.01.03)          | 510201        | 534,002          | 30,000        | 564,002 |   | 140,626                | 157,625  | 131,626   | 134,125  |
| 139      | Autoritati executive   | 51020103      | 534,002          | 30,000        | 564,002 |   | 140,626                | 157,625  | 131,626   | 134,125  |
| 140      | Alte servicii publice generale (cod 54.02.05 +54.02.06+)       | 5402          | 4,000            |               | 4,000   |   | 1,000                  | 1,000    | 1,000     | 1,000    |
| 141      | CHELTUIELILE CURENTE   | 01            | 4,000            |               | 4,000   |   | 1,000                  | 1,000    | 1,000     | 1,000    |
| 142      | TITLUL V FONDURI DE REZERVA (cod 50.01la 50.04)                | 50            | 4,000            |               | 4,000   |   | 1,000                  | 1,000    | 1,000     | 1,000    |
| 143      | Fond de rezerva bugetara la dispozitia autoritatilor locale    | 5004          | 4,000            |               | 4,000   |   | 1,000                  | 1,000    | 1,000     | 1,000    |
| 144      | Fond de rezerva bugetara la dispozitia autoritatilor locale    | 540205        | 4,000            |               | 4,000   |   | 1,000                  | 1,000    | 1,000     | 1,000    |
| 145      | Partea a II-a APARARE, ORDINE PUBLICA SI                       | 5902          | 9,500            | 2,500         | 12,000  |   | 2,000                  | 4,500    | 2,000     | 3,500    |
| 146      | Ordine publica si siguranta nationala (cod 61.02.03)           | 6102          | 9,500            | 2,500         | 12,000  |   | 2,000                  | 4,500    | 2,000     | 3,500    |
| 147      | CHELTUIELILE CURENTE   | 01            | 9,500            | 2,500         | 12,000  |   | 2,000                  | 4,500    | 2,000     | 3,500    |
| 148      | TITLUL II BUNURI SI SERVICII (cod 20.01 la 20.30)              | 20            | 9,500            | 2,500         | 12,000  |   | 2,000                  | 4,500    | 2,000     | 3,500    |

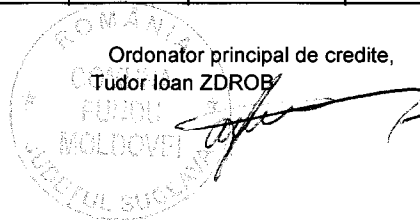
| Cod rând | Denumirea indicatorilor                                     | Cod indicator | PREVEDERI ANUALE |               |           |   | PREVEDERI TRIMESTRIALE |          |           |          |
|----------|---|---------------|------------------|---------------|-----------|---|------------------------|----------|-----------|----------|
|          |   |               | Buget initial    | Influente +/- | TOTAL     | din care credite bugetare destinate stingerii platilor restante | Trim. I                | Trim. II | Trim. III | Trim. IV |
| 149      | Bunuri si servicii (cod 20.01.01 la 20.01.30)               | 2001          | 9,500            | 2,500         | 12,000    |   | 2,000                  | 4,500    | 2,000     | 3,500    |
| 150      | Incalzit, iluminat si forta motrice                         | 200103        | 3,000            | 1,500         | 4,500     |   | 750                    | 2,250    | 750       | 750      |
| 151      | Carburanti si lubrifianti                                   | 200105        | 3,000            | 1,000         | 4,000     |   | 750                    | 1,750    | 750       | 750      |
| 152      | Alte bunuri si servicii pentru intretinere si functionare   | 200130        | 3,500            |               | 3,500     |   | 500                    | 500      | 500       | 2,000    |
| 153      | Ordine publica (cod 61.02.03.04)                            | 610203        | 3,000            | 1,500         | 4,500     |   | 750                    | 2,250    | 750       | 750      |
| 154      | Politie locala  | 61020304      | 3,000            | 1,500         | 4,500     |   | 750                    | 2,250    | 750       | 750      |
| 155      | Protectie civila si protectia contra incendiilor (protectie | 610205        | 6,500            | 1,000         | 7,500     |   | 1,250                  | 2,250    | 1,250     | 2,750    |
| 156      | Invatamant (cod 65.02.03 la                                 | 6502          | 1,081,900        |               | 1,081,900 |   | 287,300                | 313,300  | 298,800   | 182,500  |
| 157      | CHELTUIELILE CURENTE  | 01            | 1,081,900        |               | 1,081,900 |   | 287,300                | 313,300  | 298,800   | 182,500  |
| 158      | TITLUL I. CHELTUIELI DE PERSONAL (cod                       | 10            | 878,900          |               | 878,900   |   | 247,300                | 247,300  | 247,300   | 137,000  |
| 159      | Cheltuieli cu salariile in bani (cod 10.01.01 la 10.01.30)  | 1001          | 678,100          |               | 678,100   |   | 183,400                | 188,700  | 187,700   | 118,300  |
| 160      | Salarii de baza   | 100101        | 557,700          |               | 557,700   |   | 145,800                | 150,600  | 168,100   | 93,200   |
| 161      | Alte sporuri  | 100106        | 7,000            |               | 7,000     |   | 2,000                  | 2,000    | 1,500     | 1,500    |
| 162      | Indemnizatii de delegare                                    | 100113        | 2,000            |               | 2,000     |   | 500                    | 500      | 500       | 500      |
| 163      | Alte drepturi salariale in bani                             | 100130        | 38,000           |               | 38,000    |   | 9,500                  | 9,500    | 9,500     | 9,500    |
| 164      | Contributii (cod 10.03.01 la 10.03.06)                      | 1003          | 200,800          |               | 200,800   |   | 63,900                 | 58,600   | 59,600    | 18,700   |
| 165      | Contributii de asigurari sociale de stat                    | 100301        | 153,500          |               | 153,500   |   | 48,500                 | 45,000   | 45,000    | 15,000   |
| 166      | Contributii de asigurari de somaj                           | 100302        | 3,600            |               | 3,600     |   | 1,100                  | 1,200    | 1,200     | 100      |
| 167      | Contributii de asigurari sociale de sanatate                | 100303        | 42,400           |               | 42,400    |   | 13,900                 | 12,000   | 13,000    | 3,500    |
| 168      | Contributii pentru asigurarile de accidente de munca        | 100304        | 1,300            |               | 1,300     |   | 400                    | 400      | 400       | 100      |
| 169      | TITLUL II BUNURI SI SERVICII (cod 20.01 la 20.30)           | 20            | 191,000          |               | 191,000   |   | 37,000                 | 63,000   | 48,500    | 42,500   |
| 170      | Bunuri si servicii (cod 20.01.01 la 20.01.30)               | 2001          | 115,000          |               | 115,000   |   | 21,000                 | 31,000   | 32,500    | 30,500   |
| 171      | Furnituri de birou  | 200101        | 7,000            |               | 7,000     |   | 2,000                  | 1,500    | 2,000     | 1,500    |
| 172      | Materiale pentru curatenie                                  | 200102        | 5,000            |               | 5,000     |   | 1,500                  | 1,000    | 1,500     | 1,000    |
| 173      | Incalzit, iluminat si forta motrice                         | 200103        | 40,000           |               | 40,000    |   | 5,000                  | 10,000   | 15,000    | 10,000   |
| 174      | Carburanti si lubrifianti                                   | 200105        | 25,000           |               | 25,000    |   | 6,000                  | 7,000    | 6,000     | 6,000    |
| 175      | Piese de schimb   | 200106        | 11,000           |               | 11,000    |   | 5,000                  | 2,000    | 2,000     | 2,000    |
| 176      | Posta, telecomunicatii, radio, televizor, internet          | 200108        | 7,000            |               | 7,000     |   | 1,500                  | 1,500    | 2,000     | 2,000    |
| 177      | Materiale si prestari de servicii cu caracter functional    | 200109        | 12,000           |               | 12,000    |   |                        | 4,000    | 4,000     | 4,000    |
| 178      | Alte bunuri si servicii pentru intretinere si functionare   | 200130        | 8,000            |               | 8,000     |   |                        | 4,000    |           | 4,000    |
| 179      | Reparatii curente   | 2002          | 20,000           |               | 20,000    |   | 5,000                  |          | 10,000    | 5,000    |

| Cod rând | Denumirea indicatorilor                                    | Cod indicator | PREVEDERI ANUALE |               |           |   | PREVEDERI TRIMESTRIALE |          |           |          |
|----------|--|---------------|------------------|---------------|-----------|---|------------------------|----------|-----------|----------|
|          |  |               | Buget initial    | Influente +/- | TOTAL     | din care credite bugetare destinate stingerii platilor restante | Trim. I                | Trim. II | Trim. III | Trim. IV |
| 180      | Deplasari, detasari, transferari (cod 20.06.01+20.06.02)   | 2006          | 30,000           |               | 30,000    |   | 10,000                 | 9,000    | 5,000     | 6,000    |
| 181      | Deplasari interne, detasari, transferari                   | 200601        | 30,000           |               | 30,000    |   | 10,000                 | 9,000    | 5,000     | 6,000    |
| 182      | Carti publicatii si materiale documentare                  | 2011          | 5,000            |               | 5,000     |   |                        | 5,000    |           |          |
| 183      | Pregatire profesionala                                     | 2013          | 2,000            |               | 2,000     |   |                        | 2,000    |           |          |
| 184      | Protectia muncii   | 2014          | 4,000            |               | 4,000     |   | 1,000                  | 1,000    | 1,000     | 1,000    |
| 185      | Alte cheltuieli (cod 20.30.01 la 20.30.30)                 | 2030          | 15,000           |               | 15,000    |   |                        | 15,000   |           |          |
| 186      | Alte cheltuieli cu bunuri si servicii                      | 203030        | 15,000           |               | 15,000    |   |                        | 15,000   |           |          |
| 187      | TITLUL X ALTE CHELTUIELI (cod 59.01 la 59.30)              | 59            | 12,000           |               | 12,000    |   | 3,000                  | 3,000    | 3,000     | 3,000    |
| 188      | Burse  | 5901          | 12,000           |               | 12,000    |   | 3,000                  | 3,000    | 3,000     | 3,000    |
| 189      | Învatamânt prescolar si primar (cod                        | 650203        | 1,081,900        |               | 1,081,900 |   | 287,300                | 313,300  | 298,800   | 182,500  |
| 190      | Învatamânt primar  | 65020302      | 1,081,900        |               | 1,081,900 |   | 287,300                | 313,300  | 298,800   | 182,500  |
| 191      | Sanatate (cod 66.02.06+66.02.08+66.02.50)                  | 6602          | 21,576           |               | 21,576    |   | 5,394                  | 5,394    | 5,394     | 5,394    |
| 192      | CHELTUIELILE CURENTE                                       | 01            | 21,576           |               | 21,576    |   | 5,394                  | 5,394    | 5,394     | 5,394    |
| 193      | TITLUL I. CHELTUIELI DE PERSONAL (cod                      | 10            | 19,176           |               | 19,176    |   | 4,794                  | 4,794    | 4,794     | 4,794    |
| 194      | Cheltuieli cu salariile in bani (cod 10.01.01 la 10.01.30) | 1001          | 15,000           |               | 15,000    |   | 3,750                  | 3,750    | 3,750     | 3,750    |
| 195      | Salarii de baza  | 100101        | 15,000           |               | 15,000    |   | 3,750                  | 3,750    | 3,750     | 3,750    |
| 196      | Contributii (cod 10.03.01 la 10.03.06)                     | 1003          | 4,176            |               | 4,176     |   | 1,044                  | 1,044    | 1,044     | 1,044    |
| 197      | Contributii de asigurari sociale de stat                   | 100301        | 3,120            |               | 3,120     |   | 780                    | 780      | 780       | 780      |
| 198      | Contributii de asigurari de somaj                          | 100302        | 80               |               | 80        |   | 20                     | 20       | 20        | 20       |
| 199      | Contributii de asigurari sociale de sanatate               | 100303        | 800              |               | 800       |   | 200                    | 200      | 200       | 200      |
| 200      | Contributii pentru asigurarile de accidente de munca       | 100304        | 32               |               | 32        |   | 8                      | 8        | 8         | 8        |
| 201      | Contributii pentru concedii si indemnizatii                | 100306        | 144              |               | 144       |   | 36                     | 36       | 36        | 36       |
| 202      | TITLUL II BUNURI SI SERVICII (cod 20.01 la 20.30)          | 20            | 2,400            |               | 2,400     |   | 600                    | 600      | 600       | 600      |
| 203      | Bunuri si servicii (cod 20.01.01 la 20.01.30)              | 2001          | 2,400            |               | 2,400     |   | 600                    | 600      | 600       | 600      |
| 204      | Carburanti si lubrifianti                                  | 200105        | 2,400            |               | 2,400     |   | 600                    | 600      | 600       | 600      |
| 205      | Servicii de sanatate publica                               | 660208        | 21,576           |               | 21,576    |   | 5,394                  | 5,394    | 5,394     | 5,394    |
| 206      | Cultura, recreere si religie (cod                          | 6702          | 111,344          | 11,000        | 122,344   | 100   | 48,836                 | 18,836   | 44,836    | 9,836    |
| 207      | CHELTUIELILE CURENTE                                       | 01            | 111,344          | 11,000        | 122,344   | 100   | 48,836                 | 18,836   | 44,836    | 9,836    |
| 208      | TITLUL I. CHELTUIELI DE PERSONAL (cod                      | 10            | 14,344           |               | 14,344    |   | 3,586                  | 3,586    | 3,586     | 3,586    |
| 209      | Cheltuieli cu salariile in bani (cod 10.01.01 la 10.01.30) | 1001          | 11,160           |               | 11,160    |   | 2,790                  | 2,790    | 2,790     | 2,790    |
| 210      | Salarii de baza  | 100101        | 11,160           |               | 11,160    |   | 2,790                  | 2,790    | 2,790     | 2,790    |

| Cod rând | Denumirea indicatorilor                                    | Cod indicator | PREVEDERI ANUALE |               |         |   | PREVEDERI TRIMESTRIALE |          |           |          |
|----------|--|---------------|------------------|---------------|---------|---|------------------------|----------|-----------|----------|
|          |  |               | Buget initial    | Influente +/- | TOTAL   | din care credite bugetare destinate stingerii platilor restante | Trim. I                | Trim. II | Trim. III | Trim. IV |
| 211      | Contributii (cod 10.03.01 la 10.03.06)                     | 1003          | 3,184            |               | 3,184   |   | 796                    | 796      | 796       | 796      |
| 212      | Contributii de asigurari sociale de stat                   | 100301        | 2,400            |               | 2,400   |   | 600                    | 600      | 600       | 600      |
| 213      | Contributii de asigurari de somaj                          | 100302        | 64               |               | 64      |   | 16                     | 16       | 16        | 16       |
| 214      | Contributii de asigurari sociale de sanatate               | 100303        | 600              |               | 600     |   | 150                    | 150      | 150       | 150      |
| 215      | Contributii pentru asigurarile de accidente de munca       | 100304        | 16               |               | 16      |   | 4                      | 4        | 4         | 4        |
| 216      | Contributii pentru concedii si indemnizatii                | 100306        | 104              |               | 104     |   | 26                     | 26       | 26        | 26       |
| 217      | TITLUL II BUNURI SI SERVICII (cod 20.01 la 20.30)          | 20            | 26,000           | 6,000         | 32,000  | 100   | 5,250                  | 10,250   | 10,250    | 6,250    |
| 218      | Bunuri si servicii (cod 20.01.01 la 20.01.30)              | 2001          | 16,000           | 4,000         | 20,000  | 100   | 4,750                  | 7,750    | 3,750     | 3,750    |
| 219      | Materiale pentru curatenie                                 | 200102        | 1,000            |               | 1,000   |   | 250                    | 250      | 250       | 250      |
| 220      | Incalzit, iluminat si forta motrice                        | 200103        | 9,000            | 3,000         | 12,000  |   | 3,000                  | 5,000    | 2,000     | 2,000    |
| 221      | Apa, canal, salubritate                                    | 200104        |                  | 1,000         | 1,000   |   |                        | 1,000    |           |          |
| 222      | Transport  | 200107        | 4,000            |               | 4,000   | 100   | 1,000                  | 1,000    | 1,000     | 1,000    |
| 223      | Alte bunuri si servicii pentru intretinere si functionare  | 200130        | 2,000            |               | 2,000   |   | 500                    | 500      | 500       | 500      |
| 224      | Reparatii curente  | 2002          | 8,000            | 2,000         | 10,000  |   |                        | 2,000    | 6,000     | 2,000    |
| 225      | Carti publicatii si materiale documentare                  | 2011          | 2,000            |               | 2,000   |   | 500                    | 500      | 500       | 500      |
| 226      | TITLUL X ALTE CHELTUIELI (cod 59.01 la 59.30)              | 59            | 71,000           | 5,000         | 76,000  |   | 40,000                 | 5,000    | 31,000    |          |
| 227      | Asociatii si fundatii                                      | 5911          | 30,000           | 5,000         | 35,000  |   | 20,000                 | 5,000    | 10,000    |          |
| 228      | Sustinerea cultelor  | 5912          | 41,000           |               | 41,000  |   | 20,000                 |          | 21,000    |          |
| 229      | Servicii culturale (cod 67.02.03.02 la 67.02.03.30)        | 670203        | 70,344           | 11,000        | 81,344  | 100   | 28,836                 | 18,836   | 23,836    | 9,836    |
| 230      | Camine culturale   | 67020307      | 40,344           | 6,000         | 46,344  | 100   | 8,836                  | 13,836   | 13,836    | 9,836    |
| 231      | Alte servicii culturale                                    | 67020330      | 30,000           | 5,000         | 35,000  |   | 20,000                 | 5,000    | 10,000    |          |
| 232      | Servicii religioase  | 670206        | 41,000           |               | 41,000  |   | 20,000                 |          | 21,000    |          |
| 233      | Asigurari si asistenta sociala (cod                        | 6802          | 223,120          | 2,300         | 225,420 |   | 70,120                 | 56,600   | 45,800    | 52,900   |
| 234      | CHELTUIELILE CURENTE                                       | 01            | 223,120          | 2,300         | 225,420 |   | 70,120                 | 56,600   | 45,800    | 52,900   |
| 235      | TITLUL I. CHELTUIELI DE PERSONAL (cod                      | 10            | 84,526           |               | 84,526  |   | 11,750                 | 25,154   | 23,524    | 24,098   |
| 236      | Cheltuieli cu salariile in bani (cod 10.01.01 la 10.01.30) | 1001          | 66,295           |               | 66,295  |   | 9,216                  | 19,729   | 18,450    | 18,900   |
| 237      | Salarii de baza  | 100101        | 66,295           |               | 66,295  |   | 9,216                  | 19,729   | 18,450    | 18,900   |
| 238      | Contributii (cod 10.03.01 la 10.03.06)                     | 1003          | 18,231           |               | 18,231  |   | 2,534                  | 5,425    | 5,074     | 5,198    |
| 239      | Contributii de asigurari sociale de stat                   | 100301        | 13,788           |               | 13,788  |   | 1,917                  | 4,102    | 3,838     | 3,931    |
| 240      | Contributii de asigurari de somaj                          | 100302        | 332              |               | 332     |   | 46                     | 99       | 92        | 95       |
| 241      | Contributii de asigurari sociale de sanatate               | 100303        | 3,447            |               | 3,447   |   | 479                    | 1,026    | 959       | 983      |

| Cod rând | Denumirea indicatorilor  | Cod indicator | PREVEDERI ANUALE |               |         |   | PREVEDERI TRIMESTRIALE |          |           |          |
|----------|--|---------------|------------------|---------------|---------|---|------------------------|----------|-----------|----------|
|          |  |               | Buget initial    | Influente +/- | TOTAL   | din care credite bugetare destinate stingerii platilor restante | Trim. I                | Trim. II | Trim. III | Trim. IV |
| 242      | Contributii pentru asigurarile de accidente de munca           | 100304        | 100              |               | 100     |   | 14                     | 30       | 28        | 28       |
| 243      | Contributii pentru concedii si indemnizatii                    | 100306        | 564              |               | 564     |   | 78                     | 168      | 157       | 161      |
| 244      | TITLUL IX ASISTENTA SOCIALA (cod 57.02)                        | 57            | 138,594          | 2,300         | 140,894 |   | 58,370                 | 31,446   | 22,276    | 28,802   |
| 245      | Ajutoare sociale (cod 57.02.01 la 57.02.04)                    | 5702          | 138,594          | 2,300         | 140,894 |   | 58,370                 | 31,446   | 22,276    | 28,802   |
| 246      | Ajutoare sociale in numerar                                    | 570201        | 138,594          | 2,300         | 140,894 |   | 58,370                 | 31,446   | 22,276    | 28,802   |
| 247      | Asistenta sociala in caz de boli si invaliditati (cod          | 680205        | 177,000          |               | 177,000 |   | 44,300                 | 44,300   | 44,300    | 44,100   |
| 248      | Asistenta sociala in caz de invaliditate                       | 68020502      | 177,000          |               | 177,000 |   | 44,300                 | 44,300   | 44,300    | 44,100   |
| 249      | Prevenirea excluderii sociale (cod                             | 680215        | 46,120           | 1,300         | 47,420  |   | 25,820                 | 11,300   | 1,500     | 8,800    |
| 250      | Ajutor social  | 68021501      | 46,120           | 1,300         | 47,420  |   | 25,820                 | 11,300   | 1,500     | 8,800    |
| 251      | Alte cheltuieli in domeniul asigurarilor si asistentei sociale | 680250        |                  | 1,000         | 1,000   |   |                        | 1,000    |           |          |
| 252      | Partea a IV-a SERVICII SI DEZVOLTARE PUBLICA,                  | 6902          | 158,000          | 5,000         | 163,000 | 5,000   | 52,000                 | 47,000   | 37,000    | 27,000   |
| 253      | Locuinte, servicii si dezvoltare publica (cod                  | 7002          | 70,000           | 5,000         | 75,000  | 5,000   | 30,000                 | 25,000   | 15,000    | 5,000    |
| 254      | CHELTUIELILE CURENTE   | 01            | 70,000           | 5,000         | 75,000  | 5,000   | 30,000                 | 25,000   | 15,000    | 5,000    |
| 255      | TITLUL II BUNURI SI SERVICII (cod 20.01 la 20.30)              | 20            | 70,000           | 5,000         | 75,000  | 5,000   | 30,000                 | 25,000   | 15,000    | 5,000    |
| 256      | Bunuri si servicii (cod 20.01.01 la 20.01.30)                  | 2001          | 70,000           | 5,000         | 75,000  | 5,000   | 30,000                 | 25,000   | 15,000    | 5,000    |
| 257      | Incalzit, iluminat si forta motrice                            | 200103        | 70,000           | 5,000         | 75,000  | 5,000   | 30,000                 | 25,000   | 15,000    | 5,000    |
| 258      | Iluminat public si electrificari rurale                        | 700206        | 70,000           | 5,000         | 75,000  | 5,000   | 30,000                 | 25,000   | 15,000    | 5,000    |
| 259      | Protectia mediului (cod 74.02.03+74.02.05+74.02.06)            | 7402          | 88,000           |               | 88,000  |   | 22,000                 | 22,000   | 22,000    | 22,000   |
| 260      | CHELTUIELILE CURENTE   | 01            | 160,400          |               | 160,400 |   | 22,000                 | 22,000   | 94,400    | 22,000   |
| 261      | TITLUL II BUNURI SI SERVICII (cod 20.01 la 20.30)              | 20            | 88,000           |               | 88,000  |   | 22,000                 | 22,000   | 22,000    | 22,000   |
| 262      | Bunuri si servicii (cod 20.01.01 la 20.01.30)                  | 2001          | 8,000            |               | 8,000   |   | 2,000                  | 2,000    | 2,000     | 2,000    |
| 263      | Alte bunuri si servicii pentru intretinere si functionare      | 200130        | 8,000            |               | 8,000   |   | 2,000                  | 2,000    | 2,000     | 2,000    |
| 264      | Alte cheltuieli (cod 20.30.01 la 20.30.30)                     | 2030          | 80,000           |               | 80,000  |   | 20,000                 | 20,000   | 20,000    | 20,000   |
| 265      | Alte cheltuieli cu bunuri si servicii                          | 203030        | 80,000           |               | 80,000  |   | 20,000                 | 20,000   | 20,000    | 20,000   |
| 266      | Salubritate si gestiunea deseurilor (cod                       | 740205        | 88,000           |               | 88,000  |   | 22,000                 | 22,000   | 22,000    | 22,000   |
| 267      | Salubritate  | 74020501      | 88,000           |               | 88,000  |   | 22,000                 | 22,000   | 22,000    | 22,000   |
| 268      | Partea a V-a ACTIUNI ECONOMICE (cod                            | 7902          | 140,000          |               | 140,000 | 369,699   | 30,000                 | 30,000   | 40,000    | 40,000   |
| 269      | Actiuni generale economice, comerciale si de munca             | 8002          | 60,000           |               | 60,000  | 369,699   | 10,000                 | 10,000   | 20,000    | 20,000   |
| 270      | CHELTUIELILE CURENTE   | 01            | 60,000           |               | 60,000  | 369,699   | 10,000                 | 10,000   | 20,000    | 20,000   |
| 271      | TITLUL II BUNURI SI SERVICII (cod 20.01 la 20.30)              | 20            | 60,000           |               | 60,000  | 369,699   | 10,000                 | 10,000   | 20,000    | 20,000   |
| 272      | Prevenirea si combaterea inundatiilor si ingheturilor          | 2023          | 60,000           |               | 60,000  | 369,699   | 10,000                 | 10,000   | 20,000    | 20,000   |

| Cod rând | Denumirea indicatorilor                           | Cod indicator | PREVEDERI ANUALE |               |        |   | PREVEDERI TRIMESTRIALE |          |           |          |
|----------|---|---------------|------------------|---------------|--------|---|------------------------|----------|-----------|----------|
|          |   |               | Buget initial    | Influente +/- | TOTAL  | din care credite bugetare destinate stingerii platilor restante | Trim. I                | Trim. II | Trim. III | Trim. IV |
| 273      | Actiuni generale economice si comerciale (cod     | 800201        | 60,000           |               | 60,000 | 369,699   | 10,000                 | 10,000   | 20,000    | 20,000   |
| 274      | Prevenire si combatere inundatii si gheturi       | 80020106      | 60,000           |               | 60,000 | 369,699   | 10,000                 | 10,000   | 20,000    | 20,000   |
| 275      | Transporturi (cod 84.02.03+84.02.06+84.02.50)     | 8402          | 80,000           |               | 80,000 |   | 20,000                 | 20,000   | 20,000    | 20,000   |
| 276      | CHELTUIELILE CURENTE                              | 01            | 80,000           |               | 80,000 |   | 20,000                 | 20,000   | 20,000    | 20,000   |
| 277      | TITLUL II BUNURI SI SERVICII (cod 20.01 la 20.30) | 20            | 80,000           |               | 80,000 |   | 20,000                 | 20,000   | 20,000    | 20,000   |
| 278      | Reparatii curente                                 | 2002          | 80,000           |               | 80,000 |   | 20,000                 | 20,000   | 20,000    | 20,000   |
| 279      | Transport rutier (cod 84.02.03.01 la 84.02.03.03) | 840203        | 80,000           |               | 80,000 |   | 20,000                 | 20,000   | 20,000    | 20,000   |
| 280      | Drumuri si poduri                                 | 84020301      | 80,000           |               | 80,000 |   | 20,000                 | 20,000   | 20,000    | 20,000   |


 Ordonator principal de credite,  
 Tudor Ioan ZDROB

Contabil sef,  
 Radu BURDUHOS



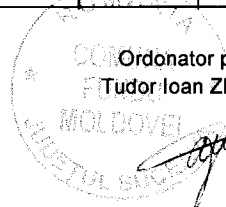


**BUGETUL LOCAL DETALIAT LA VENITURI PE CAPITOLE SI SUBCAPITOLE SI LA CHELTUIELI PE CAPITOLE,  
 TITLURI, ARTICOLE DE CHELTUIELI, SUBCAPITOLE SI PARAGRAFE  
 COMUNA FUNDU MOLDOVEI, RECTIFICARE 23-04-2012 / 2012**

| Cod rând | Denumirea indicatorilor                                   | Cod indicator | PREVEDERI ANUALE |               |         |   | PREVEDERI TRIMESTRIALE |          |           |          |
|----------|---|---------------|------------------|---------------|---------|---|------------------------|----------|-----------|----------|
|          |   |               | Buget initial    | Influente +/- | TOTAL   | din care credite bugetare destinate stingerii platilor restante | Trim. I                | Trim. II | Trim. III | Trim. IV |
| 1        | VENITURILE SECTIUNII DE DEZVOLTARE                        | 000102SD      | 426,319          |               | 426,319 |   | 136,183                | 132,387  | 25,783    | 131,966  |
| 2        | VENITURI CURENTE (00.03+00.12)                            | 0002          | 426,319          |               | 426,319 |   | 136,183                | 132,387  | 25,783    | 131,966  |
| 3        | VENITURI NEFISCALE ( cod 00.14)                           | 0012          | 426,319          |               | 426,319 |   | 136,183                | 132,387  | 25,783    | 131,966  |
| 4        | C2. VANZARI DE BUNURI SI SERVICII (cod 36.02)             | 0014          | 426,319          |               | 426,319 |   | 136,183                | 132,387  | 25,783    | 131,966  |
| 5        | Transferuri voluntare, altele decat subventiile (cod      | 3702          | 426,319          |               | 426,319 |   | 136,183                | 132,387  | 25,783    | 131,966  |
| 6        | Varsaminte din sectiunea de functionare                   | 370204        | 426,319          |               | 426,319 |   | 136,183                | 132,387  | 25,783    | 131,966  |
| 7        | CHELTUIELILE SECTIUNII DE DEZVOLTARE (cod                 | 4902          | 876,856          |               | 876,856 | 189,745   | 234,456                | 280,000  | 212,400   | 150,000  |
| 8        | Partea I-a SERVICII PUBLICE GENERALE (cod                 | 5002          | 876,856          |               | 876,856 | 189,745   | 234,456                | 280,000  | 212,400   | 150,000  |
| 9        | TITLUL VII ALTE TRANSFERURI (cod 55.01)                   | 55            | 72,400           |               | 72,400  |   |                        |          | 72,400    |          |
| 10       | A. Transferuri interne (cod 55.01.03+55.01.08 la          | 5501          | 72,400           |               | 72,400  |   |                        |          | 72,400    |          |
| 11       | Programe de dezvoltare                                    | 550113        | 72,400           |               | 72,400  |   |                        |          | 72,400    |          |
| 12       | CHELTUIELI DE CAPITAL (cod 71+72+75)                      | 70            | 804,456          |               | 804,456 | 189,745   | 234,456                | 280,000  | 140,000   | 150,000  |
| 13       | TITLUL XII ACTIVE NEFINANCIARE (cod                       | 71            | 804,456          |               | 804,456 | 189,745   | 234,456                | 280,000  | 140,000   | 150,000  |
| 14       | Active fixe (inclusiv reparatii capitale)(cod 71.01.01 la | 7101          | 804,456          |               | 804,456 | 189,745   | 234,456                | 280,000  | 140,000   | 150,000  |
| 15       | Constructii   | 710101        | 160,000          |               | 160,000 | 35,290  |                        | 40,000   | 120,000   |          |
| 16       | Alte active fixe  | 710130        | 644,456          |               | 644,456 | 154,455   | 234,456                | 240,000  | 20,000    | 150,000  |
| 17       | Autoritati publice si actiuni externe                     | 5102          | 20,000           |               | 20,000  |   |                        |          | 20,000    |          |
| 18       | CHELTUIELI DE CAPITAL (cod 71+72+75)                      | 70            | 20,000           |               | 20,000  |   |                        |          | 20,000    |          |
| 19       | TITLUL XII ACTIVE NEFINANCIARE (cod                       | 71            | 20,000           |               | 20,000  |   |                        |          | 20,000    |          |
| 20       | Active fixe (inclusiv reparatii capitale)(cod 71.01.01 la | 7101          | 20,000           |               | 20,000  |   |                        |          | 20,000    |          |
| 21       | Alte active fixe  | 710130        | 20,000           |               | 20,000  |   |                        |          | 20,000    |          |
| 22       | Autoritati executive si legislative (cod 51.02.01.03)     | 510201        | 20,000           |               | 20,000  |   |                        |          | 20,000    |          |
| 23       | Autoritati executive                                      | 51020103      | 20,000           |               | 20,000  |   |                        |          | 20,000    |          |
| 24       | Invatamant (cod 65.02.03 la                               | 6502          | 50,000           |               | 50,000  |   |                        |          | 50,000    |          |

| Cod rând | Denumirea indicatorilor                                   | Cod indicator | PREVEDERI ANUALE |               |         |   | PREVEDERI TRIMESTRIALE |          |           |          |
|----------|---|---------------|------------------|---------------|---------|---|------------------------|----------|-----------|----------|
|          |   |               | Buget initial    | Influente +/- | TOTAL   | din care credite bugetare destinate stingerii platilor restante | Trim. I                | Trim. II | Trim. III | Trim. IV |
| 25       | CHELTUIELI DE CAPITAL (cod 71+72+75)                      | 70            | 50,000           |               | 50,000  |   |                        | 50,000   |           |          |
| 26       | TITLUL XII ACTIVE NEFINANCIARE (cod                       | 71            | 50,000           |               | 50,000  |   |                        | 50,000   |           |          |
| 27       | Active fixe (inclusiv reparatii capitale)(cod 71.01.01 la | 7101          | 50,000           |               | 50,000  |   |                        | 50,000   |           |          |
| 28       | Constructii   | 710101        | 50,000           |               | 50,000  |   |                        | 50,000   |           |          |
| 29       | Învatamânt prescolar si primar (cod                       | 650203        | 50,000           |               | 50,000  |   |                        | 50,000   |           |          |
| 30       | Învatamânt primar   | 65020302      | 50,000           |               | 50,000  |   |                        | 50,000   |           |          |
| 31       | Cultura, recreere si religie (cod                         | 6702          | 60,000           |               | 60,000  |   | 20,000                 | 40,000   |           |          |
| 32       | CHELTUIELI DE CAPITAL (cod 71+72+75)                      | 70            | 60,000           |               | 60,000  |   | 20,000                 | 40,000   |           |          |
| 33       | TITLUL XII ACTIVE NEFINANCIARE (cod                       | 71            | 60,000           |               | 60,000  |   | 20,000                 | 40,000   |           |          |
| 34       | Active fixe (inclusiv reparatii capitale)(cod 71.01.01 la | 7101          | 60,000           |               | 60,000  |   | 20,000                 | 40,000   |           |          |
| 35       | Alte active fixe  | 710130        | 60,000           |               | 60,000  |   | 20,000                 | 40,000   |           |          |
| 36       | Servicii culturale (cod 67.02.03.02 la 67.02.03.30)       | 670203        | 60,000           |               | 60,000  |   | 20,000                 | 40,000   |           |          |
| 37       | Camine culturale  | 67020307      | 60,000           |               | 60,000  |   | 20,000                 | 40,000   |           |          |
| 38       | Partea a IV-a SERVICII SI DEZVOLTARE PUBLICA,             | 6902          | 426,856          |               | 426,856 | 165,201   | 204,456                | 100,000  | 122,400   |          |
| 39       | Locuinte, servicii si dezvoltare publica (cod             | 7002          | 200,000          |               | 200,000 | 10,746  | 50,000                 | 100,000  | 50,000    |          |
| 40       | CHELTUIELI DE CAPITAL (cod 71+72+75)                      | 70            | 200,000          |               | 200,000 | 10,746  | 50,000                 | 100,000  | 50,000    |          |
| 41       | TITLUL XII ACTIVE NEFINANCIARE (cod                       | 71            | 200,000          |               | 200,000 | 10,746  | 50,000                 | 100,000  | 50,000    |          |
| 42       | Active fixe (inclusiv reparatii capitale)(cod 71.01.01 la | 7101          | 200,000          |               | 200,000 | 10,746  | 50,000                 | 100,000  | 50,000    |          |
| 43       | Constructii   | 710101        | 50,000           |               | 50,000  | 10,746  |                        |          | 50,000    |          |
| 44       | Alte active fixe  | 710130        | 150,000          |               | 150,000 |   | 50,000                 | 100,000  |           |          |
| 45       | Alimentare cu apa si amenajari hidrotehnice (cod          | 700205        | 50,000           |               | 50,000  | 10,746  |                        |          | 50,000    |          |
| 47       | Amenajari hidrotehnice                                    | 70020502      | 50,000           |               | 50,000  |   |                        |          | 50,000    |          |
| 48       | Iluminat public si electrificari rurale                   | 700206        | 150,000          |               | 150,000 |   | 50,000                 | 100,000  |           |          |
| 49       | Protectia mediului (cod 74.02.03+74.02.05+74.02.06)       | 7402          | 226,856          |               | 226,856 | 154,455   | 154,456                |          | 72,400    |          |
| 50       | TITLUL VII ALTE TRANSFERURI (cod 55.01)                   | 55            | 72,400           |               | 72,400  |   |                        |          | 72,400    |          |
| 51       | A. Transferuri interne (cod 55.01.03+55.01.08 la          | 5501          | 72,400           |               | 72,400  |   |                        |          | 72,400    |          |
| 52       | Programe de dezvoltare                                    | 550113        | 72,400           |               | 72,400  |   |                        |          | 72,400    |          |
| 53       | CHELTUIELI DE CAPITAL (cod 71+72+75)                      | 70            | 154,456          |               | 154,456 | 154,455   | 154,456                |          |           |          |
| 54       | TITLUL XII ACTIVE NEFINANCIARE (cod                       | 71            | 154,456          |               | 154,456 | 154,455   | 154,456                |          |           |          |
| 55       | Active fixe (inclusiv reparatii capitale)(cod 71.01.01 la | 7101          | 154,456          |               | 154,456 | 154,455   | 154,456                |          |           |          |
| 56       | Alte active fixe  | 710130        | 154,456          |               | 154,456 | 154,455   | 154,456                |          |           |          |

| Cod rând | Denumirea indicatorilor                                   | Cod indicator | PREVEDERI ANUALE |               |          |   | PREVEDERI TRIMESTRIALE |          |           |          |
|----------|---|---------------|------------------|---------------|----------|---|------------------------|----------|-----------|----------|
|          |   |               | Buget initial    | Influente +/- | TOTAL    | din care credite bugetare destinate stingerii platilor restante | Trim. I                | Trim. II | Trim. III | Trim. IV |
| 57       | Salubritate si gestiunea deseurilor (cod                  | 740205        | 226,856          |               | 226,856  | 154,455   | 154,456                |          | 72,400    |          |
| 58       | Salubritate   | 74020501      | 154,456          |               | 154,456  | 154,455   | 154,456                |          |           |          |
| 59       | Colectarea, tratarea si distrugerea deseurilor            | 74020502      | 72,400           |               | 72,400   |   |                        |          | 72,400    |          |
| 60       | Partea a V-a ACTIUNI ECONOMICE (cod                       | 7902          | 320,000          |               | 320,000  | 24,544  | 10,000                 | 140,000  | 20,000    | 150,000  |
| 61       | Transporturi (cod 84.02.03+84.02.06+84.02.50)             | 8402          | 320,000          |               | 320,000  | 24,544  | 10,000                 | 140,000  | 20,000    | 150,000  |
| 62       | CHELTUIELI DE CAPITAL (cod 71+72+75)                      | 70            | 320,000          |               | 320,000  | 24,544  | 10,000                 | 140,000  | 20,000    | 150,000  |
| 63       | TITLUL XII ACTIVE NEFINANCIARE (cod                       | 71            | 320,000          |               | 320,000  | 24,544  | 10,000                 | 140,000  | 20,000    | 150,000  |
| 64       | Active fixe (inclusiv reparatii capitale)(cod 71.01.01 la | 7101          | 320,000          |               | 320,000  | 24,544  | 10,000                 | 140,000  | 20,000    | 150,000  |
| 65       | Constructii   | 710101        | 60,000           |               | 60,000   | 24,544  |                        | 40,000   | 20,000    |          |
| 66       | Alte active fixe  | 710130        | 260,000          |               | 260,000  |   | 10,000                 | 100,000  |           | 150,000  |
| 67       | Transport rutier (cod 84.02.03.01 la 84.02.03.03)         | 840203        | 320,000          |               | 320,000  | 24,544  | 10,000                 | 140,000  | 20,000    | 150,000  |
| 68       | Drumuri si poduri   | 84020301      | 320,000          |               | 320,000  | 24,544  | 10,000                 | 140,000  | 20,000    | 150,000  |
| 69       | EXCEDENTUL (cod 00.01-49.02)                              | 9802          | -450,537         |               | -450,537 | -189,745  | -98,273                | -147,613 | -186,617  | -18,034  |


 Ordonator principal de credite,  
 Tudor Ioan ZDROB

Contabil sef,  
 Radu BURDUHOS

